



राष्ट्रीय परीक्षा एजेंसी
National Testing Agency
Excellence in Assessment



विश्वविद्यालय अनुदान आयोग
University Grants Commission
quality higher education for all

UGC-NET

UNIVERSITY GRANTS COMMISSION
NATIONAL ELIGIBILITY TEST



JUNE
2023

www.nta.ac.in
ugcnet.nta.nic.in



INFORMATION BULLETIN

National Testing Agency

Vision

The right candidates joining best institutions will give India her demographic dividend.

Mission

To improve equity and quality in education by administering research based valid, reliable, efficient, transparent, fair and international level assessments. The best Subject matter experts, psychometricians and IT delivery and security professionals will ensure that the current gap in existing assessment systems are properly identified and bridged.

Core Values

NTA Will create a system which will promote teaching (by teachers), learning (by students) and assessment (by parents and institutions). NTA Strongly believes in quality, efficiency, effectiveness, equity and security of assessments. To practice these values, NTA Will constantly engage with its stakeholders, Viz. students, parents, teachers, experts and partner institutions.

Contents

<i>Important Information and Dates At A Glance</i>	2
<i>Introduction</i>	5
1. <i>About National Testing Agency (NTA)</i>	5
2. <i>About University Grants Commission (Ugc)</i>	5
3. <i>University Grants Commission – National Eligibility Test (UGC-NET)</i>	5
4. <i>UGC-NET June 2023</i>	5
4.1 <i>Mode of Examination</i>	5
4.2 <i>Pattern of Examination</i>	5
4.3 <i>Subject And Syllabus of Test</i>	5
4.4 <i>Medium of Question Paper</i>	5
4.5 <i>Marking Scheme</i>	5
5. <i>Eligibility Criteria for UGC-NET June 2023</i>	5
5.1. <i>Qualifying Examination:</i>	5
5.2. <i>Instructions</i>	7
5.3. <i>Exemption (Eligibility For Assistant Professor)</i>	7
5.4. <i>Age Limit And Relaxation</i>	7
6. <i>Reservations</i>	8
7. <i>Provisions Relating to Persons with Disability (PwD)</i>	8
7.1. (A) <i>Guidelines For Conducting Written Examination For Persons With Benchmark Disabilities Above 40% Vide Letter Dated 29 August 2018 From Ministry Of Social Justice And Empowerment</i>	8
7.1 (B) <i>Guidelines For Conducting Written Examination For Persons With Specified Disabilities Covered Under The Definition Of Section 2(S) Of The Rpwd Act, 2016 But Not Covered Under The Definition Of Section 2(R) Of The Said Act, I.E. Persons Having Less Than 40% Disability And Having Difficulty In Writing</i>	8
8. <i>Registration And Application Process</i>	10
9. <i>Admit Card For Ugc Net June 2023</i>	12
10. <i>Computer Based Test (Cbt) Guidelines</i>	14
11. <i>Unfair Means Practices And Breach Of Examination Rules</i>	14
12. <i>Display Of Provisional Answer Key For Challenges</i>	14
13. <i>Display Of Recorded Responses</i>	15
14. <i>Procedure And Criteria For Declaration Of Result</i>	15
15. <i>Normalization Procedure (Appendix – Xi):</i>	15
16. <i>Re-Evaluation/ Re-Checking Of Result</i>	16
17. <i>Test Practice Centres (Tpcs)</i>	16
18. <i>Common Services Centres/Facilitation Centres</i>	16
19. <i>Query Redressal System</i>	16
A. <i>Correspondence With Nta</i>	16
20. <i>Nta Weeding Out Rules</i>	16
21. <i>Legal Jurisdiction</i>	16
<i>Annexure - I</i>	17
<i>Certificate For Persons With A Disability Under Rpwd Act, 2016 Having Less Than 40% Disability</i>	17
<i>Annexure – II</i>	18
<i>Letter Of Undertaking For Using Own Scribe</i>	18
<i>Appendix- I</i>	18
<i>Procedure For Online Payment Of Fee And Helpline For Payment Related Queries</i>	19
<i>Appendix-II</i>	21
<i>List Of Subjects And Their Codes</i>	21
<i>Appendix- III</i>	23
<i>List Of Exam Cities For Centres Of Ugc-Net June 2023</i>	23
<i>Appendix - IV</i>	32
<i>List Of Subject At Post Graduation Level And Their Codes</i>	32
<i>Appendix – V</i>	33
<i>List Of Post-Graduation Courses And Their Codes</i>	33
<i>Appendix - VI</i>	34
<i>List Of States/ Union Territories And Their Codes</i>	34
<i>Appendix - VII</i>	35
<i>Procedure For Appearing In Computer Based Test (Cbt)</i>	35
<i>Appendix - VIII</i>	35
<i>Common Services Centres/Facilitation Centres</i>	36
<i>Appendix - IX</i>	37
<i>Procedure To Be Adopted For Compilation Of Nta Scores For Multi Session Papers (Normalization Procedure Based On Percentile Score)</i>	37
<i>Appendix - X</i>	39
<i>Replica</i>	39

IMPORTANT INFORMATION AND DATES AT A GLANCE

(Please refer to Information Bulletin for details)

Dates, Fee Details and Application Procedure:

EVENTS	DATES
Online registration and submission of Application Form (complete in all respect) through NTA Website: https://ugcnet.nta.nic.in	10 May 2023 to 31 May 2023 (upto 05:00 P.M.)
Last date for successful transaction of Examination fee (through Credit Card/ Debit Card/Net Banking/UPI Payment Modes)	01 June 2023 (upto 11:50 P.M.)
Fee Payable for UGC-NET June 2023 (Pay fee using the Payment Gateway(s) integrated to the Online Application through NetBanking Debit Card / Credit Card / UPI)	
General/Unreserved	Rs. 1150/-
Gen-EWS* / OBC-NCL**	Rs. 600/-
Scheduled Caste (SC) / Scheduled Tribes (ST) / Person with Disability (PwD)	Rs. 325/-
Third gender	
Applicable service/processing charges & GST over and above the Examination Fee, are to be Paid by the candidate to the concerned Bank/ Payment Gateway Integrator. For details, Appendix -I may be referred to.	
Correction in the Particulars of Application Form online only	02 – 03 June 2023 (upto 11:50 P.M)
Intimation of Cities of exam centres	To be Intimated Later
Downloading of Admit Card by the Candidate from NTA Website	To be Intimated Later
Dates of Examination	13 to 22 June 2023
Duration of Examination	180 minutes (03 hours) No break between Paper 1 & Paper 2
Timing of Examination	First Shift: 09.00 am to 12.00 pm
	Second Shift: 03.00 pm to 06.00 pm
Exam Centre, Date and Shift	As indicated on the Admit Card
Display of Recorded Responses and Provisional AnswerKeys on the Website for inviting challenge(s) from Interested candidates.	To be announced later on website
Declaration of Result on NTA website	To be announced later on website
Website(s)	www.nta.ac.in , https://ugcnet.nta.nic.in

*As per the OM No. 20013/01/2018-BC-II dated January 17, 2019 issued by the Ministry of Social Justice and Empowerment and the OM No. 12-4/2019-U1 dated 17.01.2019 as well as the Letters No 35-2/2019- dated 21.01.2019, 01.02.2019, 04.02.2019 and 15.02.2019 of MHRD Department of Higher Education regarding implementation of reservation for Economically Weaker Sections (EWSs) for admission in Central Educational Institutions.

**OBC (Other Backward Classes)-NCL (Non-Creamy Layer) as per the central list of Other Backward Classes available on National Commission for Backward Classes (NCBC- Government of India website www.ncbc.nic.in).

The candidates falling in this list may mention OBC in the Category Column.

State list OBC Candidates who are not in OBC-NCL (Central List) **must** choose **General**.

1. Candidate must read carefully the Instructions (including how to fill up Application Form online) given in the Information Bulletin available on the NTA Website. Candidates not complying with the Instructions shall be summarily disqualified.
2. Candidate can apply for **UGC NET June 2023 through "Online" mode only. The Application Form in any other mode will not be accepted.**
3. **Instructions for filling Online Application Form:**
 - ❖ Download Information Bulletin and Replica of Application Form. Read these carefully to ensure your eligibility.
 - ❖ **Follow the steps given below to Apply Online:**
 - Step-1:** Apply for Online Registration using own Email Id and Mobile No.
 - Step-2:** Fill in the Online Application Form and note down the system generated Application Number. Upload scanned images of: (i) a recent photograph (file size 10Kb – 200Kb) either in colour or black & white with 80% face (without mask) visible including ears against white background; (ii) candidate's signature (file size: 4kb - 30kb)
 - Step-3:** Pay fee using **SBI/CANARA/ICICI/HDFC Bank/ Debit Card/Credit Card/UPI** and keep proof of fee paid.
 - ❖ Download, save and print a copy of Confirmation Page of the Application Form (which would be downloadable only after successful remittance of fee) for future reference.

- ❖ All the 3 Steps can be done together or at separate timings. The submission of Application of a candidate could be considered as successful and his/her candidature would be confirmed only on the successful transaction/receipt of the prescribed application fee from him/her.
4. The Confirmation Page of the online Application Form will be generated only after successful payment by the Candidate.
 - In case the Confirmation Page is not generated after payment of fee, then the candidate should approach the concerned Bank/Payment Gateway (in the helpline no. and email given in **Appendix- I** of the Information Bulletin) for ensuring the successful payment or for obtaining the refund of duplicate / multiple payments.
 - However, if inspite of above action payment has not been successfully made it means that the transaction has not been completed and the amount not reflected in the NTA account. Such amount will be refunded to concerned Credit/Debit Card/UPI within a reasonable time. Therefore, such candidates have to pay the fee once again and ensure the OK fee status.
 5. Candidates shall ensure that the information entered by them in their respective online Application Form is correct.
 6. Information provided by the candidates in their respective online Application Forms, like, name of candidate, contact/ address details, category, PwD status, educational qualification details, date of birth, choice of exam cities, etc. will be treated as final. Any request for change in such particulars after the closure of correction period will not be considered by NTA under any circumstances.
 7. NTA does not edit /modify/alter any information entered by the candidates under any circumstances. Any request for change in information after submission of Application Form will not be entertained. Therefore, candidates are advised to exercise utmost caution for filling up correct details in the Application Form.
 8. NTA disclaims any liability that may arise to a candidate(s) due to incorrect information provided by him/her in his/her online Application Form.
 9. Candidates must ensure that their email address and mobile number to be registered in their online Application Form are their own, as relevant/important information/ communication will be sent by NTA through e-mail on the registered e-mail address and / or through SMS on registered mobile number only. NTA shall not be responsible for any non-communication / mis-communication with a candidate in the email address or mobile number given by him/her other than his/her own. Candidates are advised to visit the NTA Website and check their e-mails regularly for latest updates.
 10. Candidates are also requested to download and install the **SANDES application** as a secondary channel to receive time-to-time notifications from NTA. **SANDES APP** can be downloaded and installed on Mobile Device by following the below-listed steps:
 - Visit the Google Play Store on your Mobile Device.
 - Search for the “Sandes App” in the search bar.
 - It then displays the app in the play store.
 - Click on Install, and then the app gets downloaded to your mobile device.
 - Now, mobile users can enjoy the services of the Sandes Mobile App.
 11. Candidates shall appear at their own cost at the Examination Centre on the Date, Shift and time indicated on their Admit Cards issued by the NTA in due course through its Website.

Notes:

- i. The final submission of Online Application Form will remain incomplete if Step-2 and step-3 are not completed. Such forms will stand rejected and no correspondence on this account will be entertained.
- ii. No request for refund of fee once remitted by the candidate will be entertained by NTA under any circumstances.
- iii. NTA is facilitating to all candidates with an additional platform of UMANG and DigiLocker to download their documents like Confirmation Page, Admit Card, Score Cards, etc. Instruction will be provided in subsequent phases. Candidates are advised to visit the NTA Website and check their e-mails regularly for the latest updates.
- iv. The entire application process for **UGC NET June 2023** is online, including uploading of scanned images, payment of fees, and printing of confirmation page, admit card, etc. Therefore, candidates are not required to send/submit any document(s) including confirmation page to NTA through Post/ Fax/WhatsApp/Email/by Hand.
- v. Usage of Data and Information: NTA/Government of India can use the data provided by the End Users (test taker in this case) for internal purpose(s) including training, research and development, analysis and other permissible purpose(s). However, this information is not for use by any third party or private agency for any other use.

Brief Advisory:

Candidates are advised to carry only the following with them into the Examination venue:

- a) Admit Card along with Self Declaration (Undertaking) downloaded from the NTA Website (a clear printout on A4 size paper) duly filled in.
- b) A simple transparent Ball Point Pen.
- c) Additional photograph, to be pasted on Attendance Sheet
- d) Personal hand sanitizer (50 ml).
- e) Personal transparent water bottle.
- f) ID Proof
- g) Sugar tablets/fruits (like banana/apple/orange) in case the candidate is diabetic.

Notes:

1. Candidate shall ensure that the information (like, his/her name, mother's name, father's name, gender, date of birth, category, PwD status, mobile number, email address, photograph and signature, choice of cities for exam centre, etc.) provided by them in their online Application Form are correct and of their own. **Candidates are advised to exercise utmost care for filling up correct details in the Application Form.** Any request for change in the particulars after the closure of correction period will not be considered by NTA under any circumstances. **Corrections sent by the candidate through Post/Fax/WhatsApp/Email/by Hand will not be entertained by NTA.**
2. In case it is found at any time in future that the Candidate has used / uploaded the photograph and signature of someone else in his/ her Application Form / Admit Card or he/she has tampered his/her Admit Card / result, these acts of the candidate shall be treated as Unfair Means (UFM) Practices on his/her part and he/she shall be proceeded with the actions as contemplated under the provisions of the Information Bulletin relating to Unfair Means Practices.
Candidates are NOT allowed to carry Instruments, Geometry or Pencil box, Handbag, Purse, any kind of Paper/ Stationery/ Textual material (printed or written material), Eatables (loose or packed), Mobile Phone/ Earphone/ Microphone/ Pager, Calculator, Docu Pen, Slide Rules, Log Tables, Camera, Tape Recorder, Electronic Watches with facilities of calculator, any metallic item or electronic gadgets/ devices in the Examination Hall/Room. Smoking, chewing gutka, spitting etc. in the Examination Room/Hall is strictly prohibited.
If any candidate is in possession of any of the above item, his/ her candidature will be treated as unfair means and lead to cancellation of the current Examination & also debar the candidate for future examination(s) & the material will be seized.

University Grants Commission-National Eligibility Test

June 2023

Introduction

1. About National Testing Agency (NTA)

The Ministry of Human Resource Development (MHRD), which is now known as Ministry of Education (MoE), Government of India (GOI) has established the National Testing Agency (NTA) as an independent, autonomous, and self-sustained premier testing organization under the Societies Registration Act (1860) for conducting efficient, transparent and international standards tests in order to assess the competency of candidates for admissions to premier higher education institutions.

The NTA has been entrusted by the University Grants Commission (UGC) with the task of conducting UGC-NET, which is a test to determine the eligibility of Indian nationals for 'Assistant Professor' and 'Junior Research Fellowship and Assistant Professor' in Indian universities and colleges.

2. About University Grants Commission (UGC)

The University Grant Commission (UGC) is a Statutory Body of Government of India, Ministry of Education, Department of Higher Education, constituted under the University Grants Commission Act, 1956 (3 of 1956), vested with two responsibilities: that of providing funds and that of coordination, determination and maintenance of standards in institutions of higher education. The UGC's mandate includes:

- Promoting and coordinating university education.
- Determining and maintaining standards of teaching, examination and research in universities.
- Framing regulations on minimum standards of education.
- Monitoring developments in the field of collegiate and university education; disbursing grants to the universities and colleges.
- Serving as a vital link between the Union and state governments and institutions of higher learning.
- Advising the Central and State governments on the measures necessary for improvement of university education.

3. University Grants Commission – National Eligibility Test (UGC-NET)

3.1 UGC-NET is a test to determine the eligibility of Indian nationals for 'Assistant Professor' and 'Junior Research Fellowship and Assistant Professor' in Indian universities and colleges.

3.2 The selection of candidates for the following Fellowships will be made through the Ministry of Social Justice and Empowerment and the Ministry of Minorities Affairs:

- **National Fellowship for Scheduled Caste Students (NFSC)**
- **National Fellowship for Other Backward Classes (NFOBC)**
- **National Fellowship for Persons with Disabilities (NFPwD)**

3.3 Candidates aspiring for the Fellowships listed above, shall also have to apply for the Test.

4. UGC – NET June 2023

The UGC NET June 2023 will be conducted in Computer Based Test (CBT) mode in multi shifts as per the time schedule specified in the Information at a glance, in the Subjects given at **Appendix -III** in selected Cities spread across the Country (**Appendix -IV**).

4.1 Mode of Examination

The Examination shall be conducted in Computer Based Test (CBT) mode only.

4.2 Pattern of Examination

The Test will consist of two papers. Both the papers will consist of objective type, multiple choice questions. There will be no break between papers.

Paper	Marks	Number of Questions	MCQ	Total duration
I	100	50	The questions in Paper I intends to assess the teaching/research aptitude of the candidate. It will primarily be designed to test reasoning ability, reading comprehension, divergent thinking and general awareness of the Candidate.	03 hours (180 minutes) without any break. All the questions are compulsory.
II	200	100	This is based on the subject selected by the candidate and will assess domain knowledge.	

4.3 Subject and Syllabus of Test

The List of Subjects and their Codes for UGC - NET June 2023 are given at **Appendix -III**. **Syllabus for all NET Subjects can be downloaded from the UGC website: <https://www.ugcnetonline.in/syllabus-new.php>. The National Testing Agency will not provide the copy of syllabus to any candidate.**

4.4 Medium of Question Paper

- (i) The medium of Question Paper shall be in English & Hindi only except language papers.
- (ii) Option of medium of Question Paper should be carefully chosen by the Candidate, while filling the Application Form online. The option once exercised cannot be changed.
- (iii) Candidates are required to answer in the medium as per option exercised in the Application Form.
- (iv) In case of any ambiguity in translation/construction of a question in the exam, **its English version shall be treated as final and the decision of NTA shall be final in this regard.**

4.5 Marking Scheme

- (a) Each question carries 02 (two) marks.
- (b) For each correct response, candidate will get 02 (two) marks.
- (c) There is no negative marking for incorrect response.
- (d) No marks will be given for questions un-answered/un-attempted/marked for Review.
- (e) To answer a question, the candidate needs to choose one option as correct option.
- (f) If a question is found to be incorrect/ambiguous or has multiple correct answers, only those candidates who have attempted the question and chosen one of the correct answers would be given the credit.
- (g) If a question is found to be incorrect and the Question is dropped, then two marks (+2) will be awarded to only to those candidates who have attempted the question. The reason could be due to human error or technical error. **Since, there is no negative marking, candidate needs to choose one most nearest option as correct answer.**

5. Eligibility Criteria for UGC – NET June 2023

5.1 Qualifying Examination:

- (a) General/Unreserved/General-EWS candidates who have secured at least 55% marks (without rounding off) in Master's Degree or equivalent examination from universities/institutions recognized by UGC (available on the website: www.ugc.ac.in in Humanities and Social Science (including languages), Computer Science and Applications, Electronic Science etc. are eligible for this Test. List of subjects at Post Graduation level is attached as **Appendix -V**. The Other Backward Classes (OBC) belonging to Non-Creamy Layer/Scheduled Caste (SC)/Scheduled Tribe (ST)/Persons with Disability (PwD)/Third gender category candidates who have secured at least 50% marks (without rounding off) in Master's degree or equivalent examination are eligible for this Test.
- (b) Candidates who are pursuing their Master's degree or equivalent course or candidates who have appeared for their qualifying Master's degree (final year) examination and whose result is still awaited or candidates whose qualifying examinations have been delayed may also apply for this test. However, such candidates will be admitted provisionally and shall be considered eligible for award of JRF/eligibility for Assistant Professor only after they have passed their Master's Degree or equivalent examination with at least 55% marks (50% marks in case of OBC-NCL/ SC / ST / PwD / Third gender category candidates). Such candidates must complete their Master's degree or equivalent examination within two years from the date of NET result with required percentage of marks, failing which they shall be treated as disqualified.
- (c) Candidates belonging to the Third gender category are eligible to draw the same relaxation in fee, age and Eligibility Criteria for NET (i.e. JRF and Assistant Professor) as are available to SC/ST/PwD categories. The subject-wise qualifying cut-offs for this category would be the lowest among those for SC / ST / PwD / OBC-NCL / General-EWS categories in the corresponding subject.
- (d) The Ph.D. degree holders whose Master's level examination have been completed by 19 September 1991 (irrespective of date of declaration of result) shall be eligible for a relaxation of 5% in aggregate marks (i.e. from 55% to 50%) for appearing in NET. The list of Post – Graduation courses and their codes is given at **Appendix -VI**.
- (e) Candidates are advised to appear in the subject of their Post – Graduation only. The candidates, whose Post Graduation subject is not covered in the list of NET subjects attached as Appendix -V, may appear in a related subject.
- (f) Candidates are neither required to send any certificates/documents in support of their eligibility nor printout of their Application Form or Confirmation Page to NTA. However, the candidates, in their own interest, must ensure themselves about their eligibility for the test. In the event of any ineligibility being detected by the UGC/NTA at any stage, their candidature will be cancelled and they shall be liable for legal action. NTA does not verify the information provided by the candidates during online registration and hence candidature will be purely provisional subject to the fulfillment of eligibility criteria.
- (g) Candidates with post-graduate diploma/certificate awarded by Indian University/ Institute or foreign degree/diploma/certificate awarded by the foreign University/ institute should in their own interest, ascertain the equivalence of their diploma/degree/

certificate with Master's degree of recognized Indian universities from Association of Indian Universities (AIU), New Delhi (www.aiu.ac.in).

5.2 Instructions

- (i) The eligibility for 'Assistant Professor' or for 'Junior Research Fellowship and Assistant Professor' will depend on the performance of the candidate in both the papers of UGC-NET in aggregate. However, the candidates qualifying exclusively for Assistant Professor will not be considered for the award of JRF. Candidates appearing in UGC-NET should thoughtfully select in the Application Form whether they are applying for 'Assistant Professor' or 'Junior Research Fellowship (JRF) and Assistant Professor'. Candidates who qualify the Test for eligibility for Assistant Professor will be governed by the rules and regulations for recruitment of Assistant Professor of the concerned Universities / Colleges / State governments, as the case may be.
- (ii) The candidates who qualify for the award of JRF are eligible to pursue research in the subject of their post-graduation or in a related subject and are also eligible for Assistant Professor. The universities, institutions, IITs and other national organizations may select the JRF awardees for full time research work in accordance with the procedure prescribed by them.
- (iii) Junior Research Fellowship: Candidates qualifying for the award of JRF will be eligible to receive fellowship of UGC under various schemes, subject to their finding placement in universities/IITs/Institutions. The validity period of the offer will be three years w.e.f. the date of issue of JRF Award Letter. However, for those candidates who have already joined M. Phil. / Ph.D., the date of commencement of Fellowship shall be from the date of declaration of NET result or date of their joining, whichever is later.
- (iv) The National Fellowship for Scheduled Caste Students (NFSC) and National Fellowship for Other Backward Classes (NFOBC) shall be governed by the guidelines available on the official websites of the concerned Ministries and/or the UGC.

5.3 Exemption (Eligibility for Assistant Professor)

- (i) NET/SET/SLET shall remain the minimum eligibility condition for recruitment and appointment of Assistant Professors in Universities/Colleges/ Institutions. In this regard, exemption from NET/SET/SLET will be governed by UGC regulations and amendments notified in the Gazette of India from time to time.
- (ii) The candidates who have passed the UGC/CSIR/ JRF examination prior to 1989 are also exempted from appearing in NET.
- (iii) For SET Candidates: The candidates who have cleared the States Eligibility Test (SET) accredited by UGC for Assistant Professor held prior to 1st June 2002, are exempted from appearing in NET, and are eligible to apply for Assistant Professor anywhere in India. For SET held from 1st June 2002 onwards, the qualified candidates are eligible to apply for the post of Assistant Professor only in the universities/colleges situated in the State from where they have cleared their SET.

5.4 Age Limit and Relaxation

- (i) **JRF: Not more than 30 years as on 1st day of the month in which the examination is concluded i.e. 01.06.2023.**
A relaxation of upto 5 years is provided to the candidates belonging to OBC-NCL (as per the Central list of OBC available on website: www.ncbc.nic.in) /SC/ST/PwD/Third gender categories and to women applicants. Relaxation will also be provided to the candidates with research experience, limited to the period spent on research in the relevant / related subject of post-graduation degree, subject to a maximum of 5 years, on production of a certificate from appropriate authority, which should be a recognized Indian university / Institute of National Importance / foreign university which is duly approved / recognized / accredited in its own Country / Public Sector Undertaking of Government of India / State Government in India. The research should not have been carried out towards completion of graduation or post-graduation degree(s). Three years relaxation in age will be permissible to the candidates with L.L.M. degree. A relaxation of upto 5 years is provided to the candidates who have served in the armed forces subject to the length of service in the armed forces upto the first day of the month in which the concerned UGC-NET is, conducted, **i.e., 01.06.2023**. Total age relaxation on the above ground(s) shall not exceed five years under any circumstances.
- (i) **Assistant Professor:** There is no upper age limit in applying for UGC-NET for Assistant Professor.

6. Reservations

6.1 Reservation Policy of the Government of India is applicable to UGC-NET According to this, in the Central Universities and Institutions which are deemed to be Universities, the reservation of seats shall be as follows:

- i. **15%** of the seats for Scheduled Caste (SC) candidates.
- ii. **7.5%** of seats Scheduled Tribe (ST) candidates.
- iii. **27%** of the seats for Other Backward Classes (OBC) Non-Creamy Layer (NCL) candidates as per the Central List*
- iv. **10%** of the seats for **General-Economically Weaker Sections (General- EWS)** candidates.
- v. **05%** of the seats in the above mentioned categories for Persons with Disabilities (PwD) with 40% or more disability.

Notes:

1. The benefit of reservation for admission to Central Educational Institutions (CEIs) shall be given only to those classes/castes/tribes which are in the respective Central List published by the Government of India from time to time.
2. **Other Backward Classes - Non-Creamy Layer (OBC-NCL)** are as per the Central list of Other Backward Classes available on National Commission for Backward Classes (NCBC), Government of India website www.ncbc.nic.in. Thus, the candidates falling in this list may mention OBC in the Category Column. State list OBC Candidates who are not in OBC-NCL (Central List) must not choose OBC-NCL.
3. **Economically Weaker Section (EWS)** - This provision would be regulated as per the OM No. 20013/01/2018-BC-II dated January 17, 2019 issued by the Ministry of Social Justice and Empowerment and the OM No. 12-4/2019-U1 dated 17.01.2019 as well as the Letters No 35-2/2019-T.S.I dated 21.01.2019, 01.02.2019, 04.02.2019 and 15.02.2019 of MHRD Department of Higher Education regarding implementation of reservation for Economically Weaker Section (EWS) for admission in Central Educational Institutions (CEIs).

7. Provisions relating to Persons with Disability (PwD)

7.1 (a) Guidelines for conducting written examination for Persons with Benchmark Disabilities above 40% vide letter dated 29 August 2018 from Ministry of Social Justice and Empowerment

Provisions relating to Persons with Disability (PwD):

As per Section 2(t) of the RPwD Act, "Persons with Disability (PwD)" means a person with long-term physical, mental, intellectual, or sensory impairment which, in interaction with barriers, hinders his full and effective participation in society equally with others.

According to Section 2(r) of the RPwD Act, 2016, "persons with benchmark disabilities" means a person with not less than forty percent (40%) of a specified disability where specified disability has not been defined in measurable terms and includes a person with disability where specified disability has been defined in measurable terms, as certified by the certifying authority.

Facilities for PwD candidates to appear in the exam

As per the guidelines issued by the Department of Empowerment of Persons with Disabilities (Divyangjan) under the Ministry of Social Justice and Empowerment issued from time to time on the subject: "Written Examination for Persons with Benchmark Disabilities", for the candidate with one of the benchmark disabilities [as defined in Section 2(r) of RPwD Act, 2016], holding a Disability Certificate in the prescribed format in the Rights of Person with Disabilities Rules, 2017 (https://upload.indiacode.nic.in/showfile?actid=AC_CEN_25_54_00002_201649_1517807_328299&type=rule&filename=Rules_notified_15.06.pdf).

- a. The facility of Scribe, in case he/she has a physical limitation and a scribe is essential to write the examination on his/her behalf, being so certified in the aforesaid format by a CMO/Civil Surgeon/ Medical Superintendent of a Government Health Care Institution.
- b. Compensatory time of one hour for examination of three hours duration, whether such candidate uses the facility of Scribe or not.
- c. Since the examination is being conducted in CBT (online) mode, there will not be separate Question Paper for Visually Impaired candidates.

Services of a Scribe

As per the office memorandum of the Ministry of Social Justice and Empowerment (Reference: F. No. 34-02/2015-DD-III dated August 29, 2018), the PwD candidates who are visually OR dyslexic (severe) impaired OR have a disability in the upper limbs OR have lost fingers/hands thereby preventing them from properly operating the Computer Based Test platform may avail the services of a scribe (amanuensis).

The scribe will help the Candidate in reading the questions and/or keying in the answers as per the directions of the Candidate. A scribe will NEITHER explain the questions NOR suggest any solutions.

PwD candidates who desire to avail the services of a scribe need to opt for this during the online registration of UGC NET June 2023.

It is to be noted that the Scribe may be provided by the National Testing Agency (NTA), if requested in the Application Form. Candidate may also avail his own scribe-Annexure II.

If it is found at any stage that a candidate has availed the services of a scribe and/or availed the compensatory time but does not possess the extent of disability that warrants the use of a scribe and/or grant of compensatory time, the candidate will be excluded from the process of evaluation. In case such a candidate has already been issued certificate or award letter, the candidature of the candidate will be cancelled.

The NTA does not guarantee any change in the category or sub-category (PwD status) after the submission of the Online Application Form, and in any case, no change will be entertained by NTA after the declaration of NTA Score for UGC NET June 2023. The category/sub-category (PwD status) entered in the UGC NET June 2023 will be considered final. Therefore, the candidates are advised to fill in the category/sub-category column very carefully.

Note:

- a. The minimum degree of disability should be 40% (Benchmark Disability) in order to be eligible for availing reservation for persons with specified disability.
- b. The extent of "specified disability" in a person shall be assessed in accordance with the "Guidelines for the purpose of assessing the extent of specified disability in a person included under the Rights of Persons with Disabilities Act, 2016 (49 of 2016)" notified in the Gazette of India by the Ministry of Social Justice and Empowerment [Department of Empowerment of Persons with Disabilities (Divyangjan)] on 4 January 2018.
- c. No change in the category will be entertained after the last date specified by NTA for UGC NET June 2023 Registration.

Candidates must note that the benefit of reservation will be given to them subject to verification of documents. If it is discovered at any stage that a candidate has used a false/fake/incorrect document, or has furnished false, incorrect, or incomplete information, in order to avail the benefit of reservation, then, Such a Candidates shall be excluded from all admission processes. In can such a candidates has already been given admission, the admission shall stand cancelled.

7.2 (b) Guidelines for conducting written examination for persons with specified disabilities covered under the definition of Section 2(s) of the RPwD Act, 2016 but not covered under the definition of Section 2(r) of the said Act, i.e. persons having less than 40% disability and having difficulty in writing

- I. These guidelines may be called as Guidelines for conducting written examination for persons with specified disabilities covered under the definition of Section 2(s) of the RPwD Act, 2016 but not covered under the definition of Section 2(r) of the said Act, i.e. persons having less than 40% disability and having difficulty in writing.
- II. The facility of scribe and/or compensatory time shall be granted solely to those having difficulty in writing subject to production of a certificate to the effect that person concerned has limitation to write and that scribe is essential to write examination on his/her behalf from the competent medical authority of a Government healthcare institution as per proforma at **Annexure-I**.
- III. The medical authority for the purpose of certification as mentioned in point (II) above should be a multi-member authority comprising the following:-
 - (a) Chief Medical officer/Civil Surgeon/Chief District Medical Officer Chairperson
 - (b) Orthopaedic/PMR specialist
 - (c) Neurologist, if available*
 - (d) Clinical Psychologist/Rehabilitation Psychologist/ Psychiatrist/Special Educator
 - (e) Occupational therapist, if available*
 - (f) Any other expert based on the condition of the candidate as may be nominated by the Chairperson. (* the Chief Medical Officer/Civil Surgeon/Chief District Medical Officer may make full efforts for inclusion of neurologists, occupational therapist from the nearest District or the Medical College/Institute, if the same is not available in the District)"
 - (g) Compensatory time not less than 20 minutes per hour of the examination should be allowed for persons who are eligible for getting scribe. In case the duration of the examination is less than an hour, then the duration of the compensatory time should be allowed on pro-rata basis. Compensatory time should not be less than 5 minutes and should be in the multiple of 5.

8. Registration and Application Process

Instructions for filling Online Application Form

8.1 Candidates have to apply for UGC NET June 2023 "Online" ONLY by accessing the website: <https://ugcnet.nta.nic.in/> . The Application Form other than online mode would not be accepted in any case. Only one application is to be submitted by a candidate. More than one application i.e. multiple Application Forms submitted by a candidate will be rejected.

8.2 It is suggested that the candidate should keep the following ready before starting the filling of the Application Form:

Before beginning the process of filling the Online Application Form, read Information Bulletin carefully, keep ready required documents and follow the following instructions:

- ❖ Copy of Board/ University Certificate for Candidate's Name, Mother's Name, Father's Name and Date of Birth.
- ❖ Type of Identification – Bank A/c passbook with photograph/ Passport Number/ Ration Card/ Aadhaar Card Number/Voter ID Card Number/ Other Govt ID
- ❖ Qualifying Degree Certificate or last semester marks sheet
- ❖ Your Mailing Address as well as Permanent Address with Pin Code (**Refer Appendix-VI for State Code**)
- ❖ **Four cities** for Centres of your choice (**Refer Appendix-III for Codes**)
- ❖ Code of NET Subject (**Refer Appendix-II for Code**)
- ❖ Code of subject at Post Graduation level (**Refer Appendix-IV for Code**)
- ❖ Code of Post-Graduation Course (**Refer Appendix-V for Code**)
- ❖ Category Certificate, if applicable
- ❖ Economically Weaker Section (EWS) Certificate, if applicable
- ❖ Person with Disability (PwD) Certificate, if applicable
- ❖ e-mail address and Mobile Number of candidate
- ❖ Scanned images in **JPG/JPEG format only**:

8.3 Information Bulletin should be downloaded and read carefully by the candidate to be sure about his/her eligibility and acquaint themselves with requirements for submission of Online Application Form.

8.4 In order to avoid correction in the particulars in later stage, the candidate should exercise utmost caution while filling up correct details.

8.5 Following Steps may be followed to Apply Online:

Step-1: Apply for Online Registration using own Email Id and Mobile No.

Step-2: Fill in the Online Application Form and note down the system generated Application Number. Upload scanned images of: (i) the recent photograph (file size 10Kb – 200Kb) either in colour or black & white with 80% face (without mask) visible including ears against white background; (ii) candidate's signature (file size: 4kb - 30kb)

Step-3: Pay fee using **SBI/ CANARA/ ICICI/ HDFC Bank/Debit Card/Credit Card/UPI** and keep proof of fee paid.

All the 3 Steps can be done together or at separate timings. The submission of Application of a candidate could be considered as successful and his/her candidature would be confirmed only on the successful transaction/receipt of the prescribed application fee from him/her.

Note:

- (i) The final submission of Online Application Form will remain incomplete if Step - 2 and Step-3 are not completed, such Application Forms will stand rejected and no correspondence on this account will be entertained.
- (ii) No request for refund of fee once remitted by the candidate will be entertained.
- (iii) The entire application process of UGC – NET June 2023 is online, including uploading of scanned images, Payment of Fees and Printing of Confirmation page. Therefore, candidates are not required to send/submit any document(s) including Confirmation page to NTA through Post/Fax/By Hand/E-mail.
- (iv) Candidates are advised to keep visiting the NTA's website regularly for latest updates and to check their e-mails.
- (v) The NTA can make use of the data generated for the purpose of research and analysis.
- (vi) All the candidates who have submitted the online application and paid the Examination fee till last date will be allowed to appear in UGC – NET June 2023 and their Admit Cards will be uploaded on the website as per schedule.
- (vii) NTA does not verify the information filled by the candidates in the Application Form nor verifies any certificate of category/educational qualification for deciding the eligibility of candidates.
- (viii) The certificates of educational qualification and category (if applied under reserved category) will be verified by the concerned institution. The candidates are, therefore, advised to ensure their eligibility and the category (if applying under reserved category).
- (ix) The NTA will, in no way, be responsible for any wrong/incorrect information furnished by the candidate(s) in his/her Online Application Form. The letter/emails/WhatsApp Message/Public Grievance in this regard will not be entertained by the NTA.

8.6 Procedure for Filling Application Form

Part I: Registration Page

Fill in the basic information and note down the system generated Application No.

- (i) Candidate's Name/ Mother's Name/ Father's Name as given in the Senior Secondary School Examination or equivalent Board/ University Certificate in capital letters
- (ii) Date of Birth in DD/MM/YYYY format as recorded in Secondary School Examination or equivalent Board/ University certificate.
- (iii) Mobile Number and e-mail Address - Candidates must provide own Mobile Number and e-mail address.

Note: Only one registered e-mail address and one Mobile Number are valid for correspondence.

Part II: Fill in the complete Application Form

Fill in the complete Application.

Note:

- (i) Other Backward Classes (OBC) - Non-Creamy Layer as per the Central List of Other Backward Classes available on National Commission for Backward Classes (NCBC), Government of India website (www.ncbc.nic.in). Thus, the candidates falling in this list may mention OBC in the Category Column. State list OBC Candidates who are not in OBC-NCL (Central List) must choose General.
- (ii) Economically Weaker Section (EWS) - As per the OM No. 20013/01/2019-BC-II dated January 17, 2019 issued by the Ministry of Social Justice and Empowerment and the OM No. 12-4/2019-U1 dated 17.01.2019 as well as the Letters No 35-2/2019-T.S.I dated 21.01.2019, 01.02.2019, 04.02.2019 and 15.02.2019 of MHRD Department of Higher Education (which is now known as Ministry of Education) regarding implementation of reservation for Economically Weaker Section (EWS) for admission in Central Educational Institutions.
- (iii) Provide a complete postal address with PIN Code (Correspondence Address as well as Permanent Address) for further correspondence. PIN code of Correspondence Address should be given in the space provided for this purpose.

Note: The NTA shall not be responsible for any delay/loss in postal transit or for an incorrect Correspondence address given by the Applicant in the Application Form.

Choice of Cities for Examination Centres: The City of Examination Centres where the test shall be conducted are given at **Appendix-III**. It is mandatory for candidates to select four cities of their choice while filling Online Application Form of UGC NET June 2023. Effort will be made to allot Centre of Examination to the candidates in order of the City choice opted by them in their Application Form. However, due to administrative reasons, a different city of nearby area may be allotted.

Uploading of Scanned Images

(i) Candidate's Photograph: to be uploaded

- Photograph should not be with cap or goggles. Photograph should cover 80% face (without mask) visible including ears against white background.
- Spectacles are allowed if being used regularly.
- Polaroid and Computer generated photos are not acceptable.
- Applications not complying with these instructions or with unclear photographs are liable to be rejected.
- Candidates may please note that if it is found that photograph uploaded is fabricated i.e. de-shaped or seems to be hand-made or computer made, the form of the candidate will be rejected and the same would be considered as using unfair means and the candidate would be dealt with accordingly.
- Application without photograph shall be rejected. The photograph need not be attested. Candidates are advised to take 6 to 8 passport size colored photographs with white background.
- **Note:** Passport size photograph is to be used for uploading on Online Application Form and also for pasting on Attendance Sheet at the Examination centre.
The candidate should scan his/her passport size photograph for uploading.
File size must be between 10 kb to 200 kb.

(ii) Candidate's Signature: to be uploaded

The candidates are required to upload the full signature in running hand writing in the appropriate box given in the Online Application Form. Writing full name in the Box in Capital letters would not be accepted as signature and the Application Form would be rejected. Further, unsigned Online Application Forms will also be rejected. The candidate should put his full signature on white paper with Blue/Black Ink pen and scan for uploading.

File size must be between 04 kb to 30 kb.

Note: Candidate must ensure that the uploaded images are clear and proper.

8.7 Check List for filling the Online Application Form:

The candidates are advised to ensure the following points before filling the Online Application Forms:

- (i) Whether they fulfill the eligibility conditions for the Test as prescribed under the heading 'Conditions of Eligibility'.
- (ii) That they have filled their gender and category viz General/OBC (Non-Creamy Layer)/SC/ ST/Gen-EWS/ Male/Female/Third gender, in the relevant column correctly.
- (iii) That they have filled their Subject and City of Examination in the relevant column correctly.
- (iv) That the Person with Disability (PwD) candidate has filled the relevant column in the Online Application Form. Only PwD candidates have to fill this column and the others have to leave it blank.
- (v) Whether they have kept a Printout of Application Form (confirmation page) for their own record.

8.8 Important Points to Note:

- i. The Candidates should fill their complete postal address with PIN Code for further correspondence.
- ii. The Candidate must ensure that e-mail address and Mobile Number provided in the Online Application Form are their own (which cannot be changed later) as communication may be sent by NTA through e-mail or SMS.
- iii. The Candidate should not give the postal address, Mobile Number or e-mail ID of Coaching Centre in the Online Application Form.
- iv. In order to appear in **UGC-NET June 2023**, the candidates are required to apply 'online'. **The Application Form other than online mode shall not be accepted.** No change will be accepted through offline mode i.e. through fax/application including e-mail etc.
- v. Online submission of application may be done by accessing the NTA official website: ugcnet.nta.nic.in.
- vi. Online Application Form cannot be withdrawn once it is submitted successfully.
- vii. Application Form of candidates who do not fulfill the eligibility criteria shall be rejected.
- viii. A candidate is allowed to submit only one Application Form. If a candidate submits more than one Application Form, the candidature is likely to be cancelled.
- ix. Request for change in any particular in the Application Form shall not be entertained after closing of the correction window.

Note: However, a chance will be given to the candidates to correct/modify/edit some of the particular(s) of the Application Form online only, after submission of Application Form. Candidates are advised to keep visiting the NTA website regularly for any updates.

- x. The City of Examination Centres where the test shall be conducted are given in the Information Bulletin. The Cities indicated for the entrance Examination should be carefully chosen by the candidate, as no change will be allowed once application is submitted.
- xi. Selection of a candidate in the test is provisional, subject to being found otherwise eligible for admission.
- xii. In case a candidate is found providing incorrect information or the identity is proved to be false at any time in the future, the candidate shall face penal action as per the law.
- xiii. The Candidates are not required to send/ submit the confirmation page of Online Application Form to the NTA. However, he/she is advised to retain the following documents with them as reference for future correspondence:

- ❖ **At least four printouts of the Confirmation Page of Online Application Form.**
- ❖ **Proof of fee paid.**
- ❖ **Photographs (same as uploaded on the Online Application Form) –6 to 8 passport size photographs need to be kept aside.**
- ❖ **The name on the photo identification must match with the name as shown on the Admit Card. If the name has been changed due to events such as marriage, candidate must show the relevant document at the time of exam. Marriage Certificate / Divorce / Decree / Legal Name Change Document.**

8.9 Provision of Aadhaar:

The Aadhaar number is only one of the types of identification and is not mandatory. Candidates may also enter Passport number, Ration Card number, Election Card (EPIC No.), Bank Account number or any other valid Government identity number.

9. Admit Card for UGC NET June 2023

- 9.1 The Admit Card would be issued provisionally to the candidates of UGC NET June 2023, subject to fulfilment of eligibility criteria.
- 9.2 The candidate has to download the Admit Card from the NTA website and appear for the Examination at the given Centre on date, shift, time and discipline as indicated in his/her Admit Card.

- 9.3 No candidate will be allowed to appear at the examination centre, on Date and Timings other than that allotted to them in their Admit card.
- 9.4 In case a candidate is unable to download Admit Card from the website, he/she may approach the Help Line of NTA between 09:30 am to 5:30 pm or write to NTA at: ugcnet@nta.ac.in
- 9.5 The candidates are advised to read the Instructions given in the Admit Card carefully in advance of the exam day and follow them during the conduct of the examination.
- 9.6 In case of any discrepancy in the particulars of the candidate or his/her photograph and signatures shown in the Admit Card and Confirmation Page, the candidate may immediately approach the Help Line between 09:30 am to 5:30 pm. In such cases, candidates would appear in the Examination with the already downloaded Admit Card. However, NTA will take necessary action to make correction in the record later.

Note:

- a. Candidate may please note that Admit Cards will not be sent by post.
- b. In no case, the duplicate Admit Card for UGC-NET June 2023 would be issued at the Examination Centre(s).
- c. Candidate must not mutilate the Admit Card or change any entry made therein.
- d. Candidates are advised to preserve their Admit Cards in good condition for future reference.
- e. No Admit Card shall be issued to the candidates whose Applications are found to be incomplete for any reasons (including indistinct/ doubtful photographs/unsigned Applications) or who do not fulfil the eligibility criteria for the examination.
- f. Issue of Admit Cards, however, shall not necessarily mean acceptance of eligibility which shall be further scrutinized at subsequent stages of admission process.

9.7 Conduct of Exam

Candidates are advised to go through the instructions given in the Admit Card carefully before going for the Examination.

9.7.1 Documents to be brought to the Examination Centre

- Candidates must bring the following documents to the Test Centre
- Printed copy of Admit Card downloaded from NTA website.
- One passport size photograph (same as uploaded on the Online Application Form) for pasting on the specific space in the Attendance Sheet at Centre during the Examination. Any one of the authorized photo IDs (must be original, valid and non- expired) – PAN card/ Driving License/ Voter ID/ Passport/ Aadhaar Card (With photograph)/ Aadhaar Enrolment No/ Ration Card). The name on the photo identification must match with the name as shown on the Admit Card.

If the name has been changed due to events such as marriage, candidate must show the relevant document at the time of exam. Marriage Certificate/ Divorce/ Decree/ Legal Name Change Document.

- **PwD certificate** issued by the Competent Authority, if claiming the relaxation under PwD category.

9.7.2 Reporting Time and other Important Instructions

- (i) The candidates shall report at the Examination Centre two hours before the commencement of the examination so as to complete the frisking and registration formalities well before time. Registration desk will be closed 30 minutes prior to the examination.
- (ii) Candidates shall not be permitted to enter in the Examination Centre after 8.30 am in First Shift and after 2.30 pm in Second Shift.
- (iii) Candidates are also advised to report at the Examination Hall/Room in the Examination Centre by 8.45 am in the First Shift and by 2.45 pm in the Second Shift.
- (iv) The candidates are advised to read the instructions on the Admit Card carefully and follow them during the conduct of the examination.
- (v) Candidates should take their seat immediately after opening of the Examination Hall. If the candidates do not report in time due to any reason i.e. traffic jam, train/bus delay etc, they are likely to miss some of the general instructions to be announced in the Examination Rooms/Halls. The NTA shall not be responsible for any delay.
- (vi) The candidate must show, on demand, the Admit Card downloaded/printed from the NTA website for admission in the examination room/hall. The Test Centre Staff on duty is authorized to verify the identity of candidates and may take steps to verify and confirm the identify credentials. Candidates are requested to extend their full cooperation. A candidate who does not possess the valid Admit Card shall not be permitted for the examination under any circumstances by the Centre Superintendent.
- (vii) A seat indicating Roll Number will be allotted to each candidate. Candidates should find and sit on their allocated seat only. In case of a candidate who changes room/hall or the seat on his/her own other than the one allotted, candidature shall be cancelled and no plea would be accepted for it.

- (viii) The candidate should ensure that the question paper available on the computer is as per his/her opted subject indicated in the Admit Card. In case, the subject of question paper is other than his/her opted subject, the same may be brought to the notice of the Invigilator concerned.
- (ix) Candidate may approach the Centre Superintendent/Invigilator in the room for any technical assistance, first aid emergency or any other information during the course of examination.
For any queries or issues regarding Computer Based Test, the candidates may contact on Helpline Numbers available on UGC NET website.
- (x) For those who are unable to appear on the scheduled date of test for any reason, re-test shall not be held by the NTA under any circumstances.

10. Computer Based Test (CBT) Guidelines

The CBT Guidelines are provided at **Appendix-VII**. Please read them carefully and practice the same with Mock Test through: <https://www.nta.ac.in/Quiz>

11. Unfair Means Practices and Breach of Examination Rules

Definition: Unfair Means Practice is an activity that allows a candidate to gain an unfair advantage over other candidates. It includes, but is not limited to:

- a) Being in possession of any item or article which has been prohibited or can be used for Unfair Practices including any stationery item, communication device, accessories, eatable items, ornaments or any other material or information relevant or not relevant to the Examination in the paper concerned;
- b) Using someone to write Examination (impersonation) or preparing material for copying;
- c) Breaching Examination rules or any direction issued by NTA in connection with UGC NET examination;
- d) Assisting other candidate to engage in malpractices, giving or receiving assistance directly or indirectly of any kind or attempting to do so;
- e) Writing questions or answers on any material given by the Centre Superintendent for writing answers;
- f) Contacting or communicating or trying to do so with any person, other than the Examination Staff, during the Examination time in the Examination Centre;
- g) Threatening any of the officials connected with the conduct of the Examination or threatening any of the candidates;
- h) Using or attempting to use any other undesirable method or means in connection with the examination;
- i) Manipulation and fabrication of online documents viz. Admit Card, Self-Declaration, etc.;
- j) Forceful entry in /exit from Examination Centre/Hall;
- k) Use or attempted use of any electronic device after entering the Examination Centre;
- l) Affixing/uploading of wrong/morphed photographs/signatures on the Application Form/Admit Card/Performa;
- m) Creating obstacles in smooth and fair conduct of examination;
- n) Any other malpractices declared as Unfair Means by the NTA.

Disclaimer- The decision of NTA shall be final and binding for declaration of any person / candidate guilty of foregoing or such offence as shall be classified as Unfair Means Case (UMC).

12. Display of Provisional Answer Key(s) for Challenges

12.1. NTA will display **Provisional Answer Key(s) & Question Paper** attempted by the candidate on the NTA's website <https://ugcnet.nta.nic.in>. Exact date shall be displayed on the NTA's website for the same after the commencement of the examination. The Provisional Answer Key(s) are likely to be displayed for two to three days.

12.2 The Candidates will be required to pay online an amount of Rs. 1000/- (Rupees One Thousand Only) per answer key challenged, as processing fee. In case the challenge of a Candidate to any answer key is accepted, then processing fee will be refunded to the concerned candidate.

12.3. Only paid challenges made during the stipulated time through the key challenge link will be considered. Challenges without justification/evidence/after stipulated time period and those filed on any other medium other than the prescribed link will not be considered.

12.4. The NTA decision on the challenges shall be final and no further communication will be entertained. NTA will not inform the Candidates individually about the outcome of the challenges made.

12.5. The subject experts will examine all the challenges received and then a final answer key will be displayed and declared.

12.6. The result will be compiled based on the final answer key declared. No grievance with regard to answer key(s) after the declaration of result/NTA Score of UGC NET June 2023 will be entertained.

13. Display of Recorded Responses

The NTA will display the Question Paper and attempted recorded responses by the candidates on the NTA website ugcnet.nta.nic.in prior to declaration of result. The Question paper attempted and recorded responses are likely to be displayed for two to three days.

14. Procedure and Criteria for declaration of result

14.1 The following steps will be followed:

Step I: The number of candidates to be qualified (total slots or Eligibility for Assistant Professor) shall be equal to 6% of the candidates appeared in both the papers of NET.

Step II: The total slots shall be allocated to different categories as per the reservation policy of Government of India.

Step III: In order to be considered for '**JRF and Eligibility for Assistant Professor**' and for '**Assistant Professor**', the candidate must have appeared in both the papers and secured at least 40% aggregate marks in both the papers taken together for General (Unreserved) / General-EWS category candidates and at least 35% aggregate marks in both the papers taken together for all candidates belonging to the reserved categories (viz., SC, ST, OBC (belonging to Non-Creamy Layer), PwD and Third gender).

Step IV: The number of candidates to be declared qualified in any subject for a particular category is derived as per the methodology illustrated below:

Example: Number of candidates to be declared qualified for Eligibility for Assistant Professor in the subject 'Economics' for the Scheduled Caste (SC) category	Number of candidates belonging to SC category who secure at least 35% aggregate marks in both the papers taken together for SC category for 'Economics' (x) Total slots derived for SC category as per Step II (+) Total number of candidates belonging to SC category over all subjects who secure at least 35% aggregate marks in both the Papers taken together.
---	--

The aggregate percentage of the two papers corresponding to the number of slots arrived at, shall determine the qualifying cut-off for Eligibility for Assistant Professor 'in 'Economics' for the SC category.

Similar yardstick shall be employed for deriving the subject-wise qualifying cut-offs for all categories.

Step V: All candidates who had applied for 'Eligibility for JRF & Eligibility for Assistant Professor both' out of the total number of qualified candidates derived as per Step IV, shall constitute the consideration zone for JRF.

Step VI: The total number of slots available for awarding JRF is allocated among different categories as per the reservation policy of Government of India. The procedure for subject wise cum category-wise allocation of JRF slots is illustrated below:

Example: Number of candidates to be declared qualified for JRF & Eligibility for Assistant Professor both in the subject 'Economics' for the Scheduled Tribe (ST) category	Number of candidates belonging to ST category who have opted for JRF and have qualified for Eligibility for Assistant Professor in the subject 'Economics' (x) Total JRF slots available for ST category (+) Total number of candidates belonging to ST category over all subjects who have opted for JRF and have Qualified for Eligibility for Assistant Professor.
--	--

The aggregate percentage of the two paper scores corresponding to the number of JRF slots arrived at, shall determine the qualifying cut-off for JRF in 'Economics' for the ST category.

Similar procedure is used for all subjects and categories.

It may be noted that the above qualifying criteria decided by UGC is final and binding.

Result of the examination shall be hosted on NTA website <https://ugcnet.nta.nic.in/>. The candidates will not be individually intimated about their result.

15. Normalization procedure (Appendix – XI):

- For multi-shift papers, raw marks obtained by the candidates in different shifts/sessions will be converted to NTA Score (percentile).
- The detailed procedure on NTA Score being adopted is available on NTA website under Normalization procedure based on Percentile Score.
- In case a subject test is conducted in multi-shifts, NTA Score will be calculated corresponding to the raw marks obtained by a candidate. The calculated NTA Score for the Raw Marks for all the shifts/sessions will be merged for further processing for deciding the allocation.
- In the events of the percentiles for the multi-shifts being dissimilar / unequal, the lowest will be the eligibility cut-off for that category for all candidates (i.e. all shifts).

For Example: In the examination held in two shifts, if the 40% marks correspond to a Percentile score of 78 in Shift 1 and 79 in Shift 2, then all those equal to or above 78 percentiles (Percentile score of 100 to 78) in both shifts will become eligible in General Category. Similar method will be adopted for the other categories to determine eligibility cut-offs. In case the examination is held in a greater number of shifts the same principle shall apply.

16. Re-Evaluation/Re-Checking of result

There shall be no re-evaluation/re-checking of result. No correspondence in this regard shall be entertained.

17. Common Services Centres/Facilitation Centres

Candidates, who are not well conversant with the processes of submitting the online application due to various constraints, can use the services of Common Services Centre, Ministry of Electronics and Information Technology, Government of India under the Digital India initiatives of Hon'ble Prime Minister. The Common Services Centre (CSC) scheme is a part of the ambitious National e – Governance Plan (NeGP) of Government of India and is managed at each village panchayat level by a Village level Entrepreneur (VLE).

There are more than 1.5 lakhs Common Services Centres (CSC) across the country which will provide the desired support to candidates from urban as well as rural areas in online submission of Application Form and payment of fee through he-wallet. The list of the Common Services Centre is available on website: www.csc.gov.in. Detailed information is given at **APPENDIX - X**.

18. Query Redressal System

National Testing Agency (NTA) has established a Query Redressal System (QRS), an online web-enabled system developed by NTA. QRS is the platform based on web technology which primarily aims to enable submission of queries/grievances by the Registered Candidate(s) of **UGC NET June 2023** Examination with (24x7) facility for speedy redressal of the queries/grievances. A Unique Registration Number will be generated for tracking the status of the queries/grievances.

The Registered Candidate(s) are advised to use the online facility for speedy response before mailing their queries on the official email id of **UGC – NET June 2023**. i.e. ugcnet@nta.ac.in.

a. Correspondence with NTA

All the correspondence should be addressed by e-mail to NTA on ugcnet@nta.ac.in. The email query shall be addressed only if it is not anonymous and contains the name, Registration/Application No, postal address and contact number of the sender. An email containing vague or general queries and other queries as contained in the Information Bulletin shall not be entertained. Queries shall not be entertained from person claiming to be representatives, associates or officiates of the applicant candidate. The following information shall not be revealed by phone or email:

- i. Internal documentation/status.
- ii. Internal decision making process of NTA. Any claim/counter claim thereof.
- iii. Dates & venue of internal meetings or name of the staff/officers dealing with it.
- iv. Any information which in the opinion of NTA cannot be revealed.

19. NTA Weeding Out Rules

The record of **UGC NET June 2023** will be preserved upto 90 days from the date of declaration of result.

20. Legal Jurisdiction

All disputes pertaining to the conduct of **UGC NET June 2023**. Examinations including Results shall fall within the **jurisdiction of Delhi/New Delhi** only. Further, any legal question arising out of the Examination shall be entertained only when raised within 30 days from the declaration of result.

The Director (Administration) of the NTA shall be the official by whose designation the NTA may sue or be sued.

Certificate for persons with a disability under RPwD Act, 2016 having less than 40% Disability

This is to certify that, we have examined Mr./Ms./Mrs. (name of the candidate), S/o /D/o, a resident of.....(Vill/PO/PS/District/State), aged yrs, a person with (Nature of Disability/Condition), and to state that he/she has limitation which hampers his/her writing capability owing to his/her above condition. He/she requires support of scribe for writing the examination.

The above candidate uses aids and assistive device such as prosthetics & orthotics, hearing aid (name to be specified) which is /are essential for the candidate to appear at the examination with the assistance of scribe.

This certificate is issued only for the purpose of appearing in written examinations conducted by recruitment agencies as well as academic institutions and is valid upto _____ (it is valid for maximum period of six months or less as may be certified by the medical authority)

Signature of medical authority

(Signature & Name)	(Signature & Name)	(Signature & Name)	(Signature & Name)	(Signature & Name)
Orthopaedic / PMR specialist	Clinical Psychologist / Rehabilitation Psychologist / Psychiatrist / Special Educator	Neurologist (If available)	Occupational therapist (If available)	Other Expert, as nominated by the Chairperson (If any)
(Signature & Name)				
Chief Medical Officer/Civil Surgeon/Chief District Medical Officer.....Chairperson				

Name of Government Hospital/Health Care Centre with Seal

Place:

Date:

Letter of Undertaking for Using Own Scribe

I _____, a candidate with _____ (name of the disability) appearing for the _____ (name of the examination) bearing Application No. _____ at _____ (name of the centre) in the District _____, _____ (name of the State). My qualification is _____.

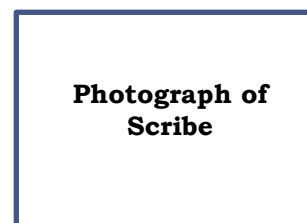
I do hereby state that _____ (name of the scribe) will provide the service of scribe/reader/lab assistant for the undersigned for taking the aforesaid examination.

I do hereby undertake that his qualification is _____. In case, subsequently, it is found that his qualification is not as declared by the undersigned and is beyond my qualification, I shall forfeit my right to the admission and claims relating thereto.

(Signature of the candidate with disability)

Place:

Date:



(Self-Attested Photograph)

Name of Scribe	ID of the Scribe	ID Number

Procedure for Online Payment of Fee and Helpline for Payment related Queries

1. Processing Charges and Goods and Service Taxes (GST) and Procedure for Payment of Fee Mode of Payment of Fee/ Service Provider and Service/Processing charges & GST

S. No	Mode of Payment	ICICI BANK		HDFC BANK		CANARA BANK		STATE BANK OF INDIA			
1	Net Banking	ICICI	NIL Charge	HDFC	NIL Charge	Other Banks (Including Canara Bank)	Rs.13 + GST	SBI	Rs 5.00+GST		
		Other Banks	4.00 + GST	Other Banks	4.00 + GST	HDFC, ICICI, SBI, AXIS	Rs.17 + GST	Other Banks			
2	Debit Cards	ICICI or Other Banks	Transaction upto Rs 2000/-	0 %	HDFC or Other Banks	Transaction upto Rs 2000/-	0 %	Visa/Master	Transaction upto Rs.2000/- 0.40% + GST	Nil	
			Transaction above Rs 2000/-	0.5 % + GST		Transaction above Rs 2000/-	0 %	Rupay	Transaction above Rs.2000/- 0.85% + GST		
3	Credit Cards	Domestic	0.40% of Transaction value		Domestic	0.40% + GST		Domestic	1.10% + GST	Domestic	0.80% + GST
		International	2.35% of Transaction value		International	Nil Charge		International	1.10% + GST	International	3.50% of Fee+ GST (Minimum Rs 11/-)
4	Unified Payment Interface (UPI)	ICICI or other banks	Transaction upto Rs 2000/-	0 %	Nil Charge	NIL Charge	NIL Charge	NIL Charge	NIL Charge	NIL Charge	
			Transaction above Rs 2000/-	0 % + GST							

Prescribed Examination Fee (please see the Information at a Glance) can be paid through any Bank/Payment Gateway in any Payment Mode [service/processing charges per transaction & GST applicable @ 18 % are to be paid by the candidate, except for payment made through debit card (Visa/Master):

2. Helplines:

(a) If Paying through State Bank of India (SBI):

Level	Name	Email ID	Contact Number
1	Helpdesk	dgmcs.cc@sbi.co.in	18004253800
2	Helpdesk3	sbi.05222@sbi.co.in	08026599990
3	Customer Care	agmcustomer.lhodel@sbi.co.in	1800112211
4	Through SMS	UNHAPPY (add text)	8008202020

(b) If Paying through Canara Bank:

Level	Name	Email ID	Contact No.
1	Help Desk	pgsupport@billdesk.com /dssronoida@canarabank.com /tmcode1@canarabank.com cb18688@canarabank.com	(022)61060524/ 8700098336/ 7428206788/ 9535293631
2	Complaint Management Services	pgsupport@billdesk.com /dssronoida@canarabank.com /tmcode1@canarabank.com cb18688@canarabank.com	(022)61060524/ 8700098336 / 7428206788/ 9535293631
3	Customer Care	pgsupport@billdesk.com /dssronoida@canarabank.com /tmcode1@canarabank.com cb18688@canarabank.com	(022)61060524/ 8700098336 / 7428206788/ 9535293631
4	Through SMS	---	(022)61060524/ 8700098336/ 7428206788/ 9535293631

(c) If Paying through HDFC Bank:

Level	Name	Email ID	Contact Number
1	Shri Vikram Singh	vikram.singh4@hdfcbank.com	9799810080
2	Amit Singh	amit.singh26@hdfcbank.com	7428869770
3	Shri Ripon Bhattacharjee	ripon.bhattacharjee@hdfcbank.com	9625031697

(d) If Paying through ICICI Bank:

Level	Name	Email ID	Contact Number
1	Vikas Dwivedi	support.nta@ingenico.com	9599533577
2	Mr. Rahul Gupta	rahul.gupta24@icicibank.com	8197300404

(e) NTA Helpdesk Contact details (incase the payment related issues are not resolved through the above-mentioned Helplines of the concerned Bank/Payment Gateway Integrator)

**Email: ugcnet@nta.ac.in.
Phone No.: 011-40759000**

3. Procedure to raise payment related Grievance:

After (successful completion of all the Steps, Confirmation Page of the Application Form, should be downloaded and a printout of the same may be retained for future reference. The Confirmation Page of the online Application Form could be generated **only after successful payment by the Candidate.**

In case the Confirmation Page is not generated after payment of prescribed Fee, then the candidate should approach the concerned Bank/Payment Gateway integrator (in the helpline number and email given in APPENDIX- I of the Information Bulletin), for ensuring the successful payment.

In spite of above, if successful transaction is not reflected on the Portal, the candidate may contact NTA Helpline. If the payment issue is still not resolved, the candidate may pay second time.

However, any duplicate payment received from the candidate by NTA in course of said transactions will be refunded through the same payment mode through which the duplicate payment is received, after fee reconciliation by NTA.

4. Information to be provided by the Candidate while raising any payment related query/grievance through QRS/email/Helplines: -

- a. Name of the Bank and /or payment Gateway.
- b. Date and time of the transaction
- c. Transaction Number
- d. Bank Reference Number
- e. Proof of transaction
- f. Screenshot from the payment portal (in case of payment failure)

List of Subjects and their Codes

Note: Syllabi for all NET Subjects can be downloaded from the UGC website: <https://www.ugcnetonline.in/syllabus-new.php> National Testing Agency will not send the syllabus to individual candidates.

S. No.	Subject	Subject Code
1	Adult Education/ Continuing Education/ Andragogy/ Non-Formal Education.	46
2	Anthropology	07
3	Arab Culture and Islamic Studies	49
4	Arabic	29
5	Archaeology	67
6	Assamese	36
7	Bengali	19
8	Bodo	94
9	Buddhist, Jaina, Gandhian and Peace Studies	60
10	Chinese	32
11	Commerce	08
12	Comparative Literature	72
13	Comparative Study of Religions	62
14	Computer Science and Applications	87
15	Criminology	68
16	Defence and Strategic Studies	11
17	Dogri	33
18	Economics / Rural Economics /Co-operation / Demography / Development Planning/Development Studies / Econometrics/ Applied Economics / Development Economics /Business Economics	01
19	Education	09
20	Electronic Science	88
21	English	30
22	Environmental Sciences	89
23	Folk Literature	71
24	Forensic Science	82
25	French (French Version)	39
26	Geography	80
27	German	44
28	Gujarati	37
29	Hindi	20
30	Hindu Studies	102
31	History	06
32	Home Science	12
33	Human Rights and Duties	92
34	Indian Culture	50
35	Indian Knowledge System	103
36	Japanese	45
37	Kannada	21
38	Kashmiri	84
39	Konkani	85
40	Labour Welfare / Personnel Management / Industrial Relations/ Labour and Social Welfare / Human Resource Management	55
41	Law	58
42	Library and Information Science	59
43	Linguistics	31
44	Maithili	18
45	Malayalam	22
46	Management (including Business Admn. Mgt./Marketing / Marketing Mgt. / IndustrialRelations and Personnel Mgt. / Personnel Mgt. / Financial Mgt. /Co-operative Management)	17
47	Manipuri	35
48	Marathi	38
49	Mass Communication and Journalism	63
50	Museology & Conservation	66
51	Music	16
52	Nepali	34
53	Oriya	23

S. No.	Subject	Subject Code
54	Pali	83
55	Performing Art - Dance/Drama/Theatre	65
56	Persian	42
57	Philosophy	03
58	Physical Education	47
59	Political Science	02
60	Politics including International Relations/International Studies including Defence / Strategic Studies, West Asian Studies, Southeast Asian Studies, African Studies, SouthAsian Studies, Soviet Studies, American Studies.	90
61	Population Studies	15
62	Prakrit	91
63	Psychology	04
64	Public Administration	14
65	Punjabi	24
66	Rajasthani	43
67	Russian	41
68	Sanskrit	25
69	Sanskrit traditional subjects (including Jyotisha/Sidhanta Jyotish/ Navya Vyakarna/Vyakarna/ Mimansa/ Navya Nyaya/ Sankhya Yoga/ Tulanatmaka Darsan/ Shukla Yajurveda/ Madhav Vedant/ Dharmasasta/ Sahitya/ Puranotihasa /Agama).	73
70	Santali	95
71	Sindhi	101
72	Social Medicine & Community Health	81
73	Social Work	10
74	Sociology	05
75	Spanish	40
76	Tamil	26
77	Telugu	27
78	Tourism Administration and Management.	93
79	Tribal and Regional Language/Literature	70
80	Urdu	28
81	Visual Art (including Drawing & Painting/ Sculpture Graphics/Applied Art/History of Art)	79
82	Women Studies	74
83	Yoga	100

The candidates with Master's Degree in Geography (with specialization in Population Studies) or Mathematics/ Statistics are also eligible to appear in the subject "Population Studies" (Code 015).

***The candidates with Master's Degree in Humanities (including languages) and Social Sciences are eligible to appear in subject "Women Studies" (Code 074).

Note: General Paper on Teaching and Research Aptitude (Paper-I) is compulsory for all.

LIST OF EXAM CITIES for Centres of UGC - NET June 2023

Examination will be held at the following cities, provided there are sufficient numbers of candidates in the city.

S. No.	State	District	City	City Code
1	Andaman & Nicobar Islands (UT)	South Andaman	Port Blair	AN01
2	Andhra Pradesh	Guntur	Amaravathi	AP24
3	Andhra Pradesh	Anantapur	Anantapur	AP01
4	Andhra Pradesh	West Godavari	Bhimavaram	AP03
5	Andhra Pradesh	Prakasam	Chirala	AP04
6	Andhra Pradesh	Chittoor	Chittoor	AP05
7	Andhra Pradesh	West Godavari	Eluru	AP06
8	Andhra Pradesh	Nellore	Gudur	AP26
9	Andhra Pradesh	Guntur	Guntur	AP07
10	Andhra Pradesh	Ysr Kadapa	Kadapa	AP08
11	Andhra Pradesh	East Godavari	Kakinada	AP09
12	Andhra Pradesh	Kurnool	Kurnool	AP10
13	Andhra Pradesh	Machilipatnam	Machilipatnam	AP27
14	Andhra Pradesh	Mangalagiri	Mangalagiri	AP28
15	Andhra Pradesh	Kurnool	Nandyal	AP29
16	Andhra Pradesh	Guntur	Narasaraopet	AP20
17	Andhra Pradesh	Nellore	Nellore	AP11
18	Andhra Pradesh	Prakasam	Ongole	AP12
19	Andhra Pradesh	YSR Kadapa	Proddatur	AP21
20	Andhra Pradesh	East Godavari	Rajahmundry	AP13
21	Andhra Pradesh	Srikakulam	Srikakulam	AP14
22	Andhra Pradesh	East Godavari	Surampalem	AP23
23	Andhra Pradesh	West Godavari	Tadepalligudem	AP30
24	Andhra Pradesh	West Godavari	Tanuku	AP31
25	Andhra Pradesh	Chittoor	Tirupathi	AP16
26	Andhra Pradesh	Krishna	Vijayawada	AP17
27	Andhra Pradesh	Vishakapatnam	Visakhapatnam	AP18
28	Andhra Pradesh	Vizianagaram	Vizianagaram	AP19
29	Arunachal Pradesh	Papum Pare	Itanagar/Naharlagun	AL01
30	Assam	Kamrup Metropolitan	Guwahati	AM02
31	Assam	Jorhat	Jorhat	AM03
32	Assam	Cachar	Silchar(Assam)	AM04
33	Assam	Sonitpur	Tezpur	AM05
34	Bihar	Araria	Araria	BR21
35	Bihar	Bhojpur	Arrah	BR09
36	Bihar	Arwal	Arwal	BR22
37	Bihar	Aurangabad	Aurangabad(Bihar)	BR01
38	Bihar	Banka	Banka	BR23
39	Bihar	Begusarai	Begusarai	BR13
40	Bihar	West Champaran	Bettiah	BR20
41	Bihar	Kaimur	Bhabua	BR24

S. No.	State	District	City	City Code
42	Bihar	Bhagalpur	Bhagalpur	BR02
43	Bihar	Darbhanga	Darbhanga	BR04
44	Bihar	Gaya	Gaya	BR05
45	Bihar	Gopalganj	Gopalganj	BR10
46	Bihar	Vaishali	Hajipur	BR26
47	Bihar	Jamui	Jamui	BR27
48	Bihar	Katihar	Katihar	BR29
49	Bihar	Khagaria	Khagaria	BR30
50	Bihar	Madhepura	Madhepura	BR32
51	Bihar	Madhubani	Madhubani	BR15
52	Bihar	East Champaran	Motihari	BR14
53	Bihar	Munger	Munger	BR33
54	Bihar	Muzaffarpur	Muzaffarpur	BR06
55	Bihar	Nalanda	Nalanda	BR11
56	Bihar	Patna	Patna	BR07
57	Bihar	Purnea	Purnea	BR08
58	Bihar	Samastipur	Samastipur	BR12
59	Bihar	Rohtas	Sasaram	BR17
60	Bihar	Sitamarhi	Sitamarhi	BR18
61	Bihar	Siwan	Siwan	BR19
62	Bihar	Supaul	Supaul	BR36
63	Bihar	Vaishali	Vaishali	BR37
64	Chandigarh (UT)	Chandigarh	Chandigarh/Mohali/Panchk ula	CH01
65	Chhattisgarh	Sarguja	Ambikapur	CG04
66	Chhattisgarh	Durg	Bhilai Nagar/Durg	CG01
67	Chhattisgarh	Bilaspur	Bilaspur(Chhattisgarh)	CG02
68	Chhattisgarh	Bastar	Jagdalpur	CG08
69	Chhattisgarh	Korba	Korba	CG10
70	Chhattisgarh	Raipur	Raipur	CG03
71	Dadra & Nagar Haveli (UT)	Dadra & Nagar Haveli	Silvassa	DN01
72	Daman & Diu (UT)	Daman	Daman	DD01
73	Daman & Diu (UT)	Diu	Diu	DD02
74	Delhi	Delhi	Delhi/New Delhi	DL01
75	Goa	North Goa	Ponda	GO02
76	Gujarat	Ahmedabad	Ahmedabad/Gandhinagar	GJ01
77	Gujarat	Amreli	Amreli	GJ18
78	Gujarat	Vallabhvidyanagar	Anand	GJ02
79	Gujarat	Banaskantha	Banaskantha	GJ19
80	Gujarat	Bhavnagar	Bhavnagar	GJ03
81	Gujarat	Gandhidham	Gandhidham	GJ22
82	Gujarat	Panchmahal	Godhra	GJ24
83	Gujarat	Sabarkantha	Himatnagar	GJ14
84	Gujarat	Jamnagar	Jamnagar	GJ06
85	Gujarat	Junagadh	Junagadh	GJ07

S. No.	State	District	City	City Code
86	Gujarat	Navsari	Navsari	GJ15
87	Gujarat	Porbandar	Porbandar	GJ29
88	Gujarat	Rajkot	Rajkot	GJ10
89	Gujarat	Surat	Surat	GJ11
90	Gujarat	Surendranagar	Surendranagar	GJ30
91	Gujarat	Vadodara	Vadodara	GJ12
92	Gujarat	Valsad/Vapi	Valsad/Vapi	GJ13
93	Haryana	Ambala	Ambala	HR01
94	Haryana	Faridabad	Faridabad	HR03
95	Haryana	Gurugram	Gurugram	HR04
96	Haryana	Kurukshetra	Kurukshetra	HR07
97	Himachal Pradesh	Chamba	Chamba	HP12
98	Himachal Pradesh	Hamirpur	Hamirpur (HP)	HP03
99	Himachal Pradesh	Kullu	Kullu	HP10
100	Himachal Pradesh	Mandi	Mandi	HP08
101	Himachal Pradesh	Shimla	Shimla	HP06
102	Himachal Pradesh	Sirmaur	Sirmaur	HP11
103	Himachal Pradesh	Una	Una	HP09
104	Jammu & Kashmir	Anantnag	Anantnag	JK05
105	Jammu & Kashmir	Baramulla	Baramulla	JK01
106	Jammu & Kashmir	Jammu	Jammu	JK02
107	Jammu & Kashmir	Pulwama	Pulwama	JK06
108	Jammu & Kashmir	Srinagar	Srinagar (J & K)	JK04
109	Jammu & Kashmir	Udhampur	Udhampur	JK10
110	Jharkhand	Bokaro Steel City	Bokaro	JH01
111	Jharkhand	West Singhbhum	Chaibasa	JH08
112	Jharkhand	Deoghar	Deoghar (Jharkhand)	JH10
113	Jharkhand	Dhanbad	Dhanbad	JH02
114	Jharkhand	Dumka	Dumka	JH11
115	Jharkhand	Hazaribagh	Hazaribagh	JH05
116	Jharkhand	East Singhbhum	Jamshedpur	JH03
117	Jharkhand	Koderma	Koderma	JH14
118	Jharkhand	Ranchi	Ranchi	JH04
119	Karnataka	Bagalkot	Bagalkot	KK19
120	Karnataka	Ballari	Ballari	KK03
121	Karnataka	Belagavi	Belagavi (Belgaum)	KK02
122	Karnataka	Bengaluru- Rural	Bengaluru	KK04
123	Karnataka	Bengaluru- Urban	Bengaluru- Urban	KK20
124	Karnataka	Bidar	Bidar	KK05
125	Karnataka	Chamarajnapur	Chamarajnapur	KK21
126	Karnataka	Chikaballapur	Chikaballapur	KK22
127	Karnataka	Chikmagalur	Chikmagalur	KK23
128	Karnataka	Chitradurga	Chitradurga	KK24
129	Karnataka	Davangere	Davangere	KK06

S. No.	State	District	City	City Code
130	Karnataka	Dharwad/Hubli	Dharwad	KK10
131	Karnataka	Gadag	Gadag	KK25
132	Karnataka	Kalaburagi	Gulbarga/Kalaburgi	KK08
133	Karnataka	Hassan	Hassan	KK09
134	Karnataka	Haveri District	Haveri	KK26
135	Karnataka	Hubli	Hubli	KK27
136	Karnataka	Uttara Kannada	Karwar	KK28
137	Karnataka	Kodagu	Kodagu	KK29
138	Karnataka	Kolar	Kolar	KK30
139	Karnataka	Mandya	Mandya	KK18
140	Karnataka	Dakshina Kannada	Mangaluru (Mangalore)	KK12
141	Karnataka	Mysore	Mysuru (Mysore)	KK14
142	Karnataka	Raichur	Raichur	KK32
143	Karnataka	Ramanagara	Ramanagara	KK33
144	Karnataka	Shimoga	Shivamoga (Shimoga)	KK15
145	Karnataka	Tumkur	Tumakuru	KK16
146	Karnataka	Udupi	Udupi/Manipal	KK17
147	Karnataka	Yadgir	Yadgir	KK35
148	Kerala	Alappuzha	Alappuzha/Chengannur	KL01
149	Kerala	Angamaly	Angamaly	KL20
150	Kerala	Ernakulam	Ernakulam/Moovattupuzha	KL04
151	Kerala	Idukki	Idukki	KL05
152	Kerala	Kannur	Kannur	KL07
153	Kerala	Kasaragod	Kasaragod	KL08
154	Kerala	Kollam	Kollam	KL09
155	Kerala	Kottayam	Kottayam	KL11
156	Kerala	Kozhikode	Kozhikode/Calicut	KL12
157	Kerala	Malappuram	Malappuram	KL13
158	Kerala	Palakkad	Palakkad	KL15
159	Kerala	Pathanamthitta	Pathanamthitta	KL16
160	Kerala	Kannur	Piyyannur	KL21
161	Kerala	Thiruvananthapuram	Thiruvananthapuram	KL17
162	Kerala	Thrissur	Thrissur	KL18
163	Kerala	Wayanad	Wayanad	KL19
164	Lakshadweep	Kavaratti	Kavaratti	LD01
165	Leh & Ladakh	Leh	Leh	LL01
166	Madhya Pradesh	Ashok Nagar	Ashok Nagar	MP21
167	Madhya Pradesh	Balaghat	Balaghat	MP01
168	Madhya Pradesh	Betul	Betul	MP02
169	Madhya Pradesh	Bhind	Bhind	MP23
170	Madhya Pradesh	Bhopal	Bhopal	MP03
171	Madhya Pradesh	Chhatarpur	Chhatarpur	MP24
172	Madhya Pradesh	Chhindwara	Chhindwara	MP05
173	Madhya Pradesh	Damoh	Damoh	MP25
174	Madhya Pradesh	Datia	Datia	MP26

S. No.	State	District	City	City Code
175	Madhya Pradesh	Dewas	Dewas	MP19
176	Madhya Pradesh	Gwalior	Gwalior	MP06
177	Madhya Pradesh	Hoshangabad	Hoshangabad	MP17
178	Madhya Pradesh	Indore	Indore	MP07
179	Madhya Pradesh	Jabalpur	Jabalpur	MP08
180	Madhya Pradesh	Khandwa	Khandwa	MP29
181	Madhya Pradesh	Khargone (West Nimar)	Khargone (West Nimar)	MP18
182	Madhya Pradesh	Morena	Morena	MP31
183	Madhya Pradesh	Neemuch	Neemuch	MP32
184	Madhya Pradesh	Ratlam	Ratlam	MP33
185	Madhya Pradesh	Rewa	Rewa	MP11
186	Madhya Pradesh	Sagar	Sagar	MP12
187	Madhya Pradesh	Satna	Satna	MP13
188	Madhya Pradesh	Ujjain	Ujjain	MP15
189	Madhya Pradesh	Vidisha	Vidisha	MP20
190	Maharashtra	Ahmednagar	Ahmednagar	MR01
191	Maharashtra	Akola	Akola	MR02
192	Maharashtra	Amravati	Amravati	MR03
193	Maharashtra	Aurangabad	Aurangabad (MH)	MR04
194	Maharashtra	Beed	Beed	MR30
195	Maharashtra	Bhandara	Bhandara	MR31
196	Maharashtra	Buldhana	Buldhana	MR32
197	Maharashtra	Chandrapur	Chandrapur	MR09
198	Maharashtra	Dhule	Dhule	MR10
199	Maharashtra	Gondia	Gondia	MR35
200	Maharashtra	Jalgaon	Jalgaon	MR13
201	Maharashtra	Kolhapur	Kolhapur	MR14
202	Maharashtra	Latur	Latur	MR15
203	Maharashtra	Mumbai City	Mumbai/Navi Mumbai	MR16
204	Maharashtra	Nagpur	Nagpur	MR17
205	Maharashtra	Nanded	Nanded	MR18
206	Maharashtra	Nandurbar	Nandurbar	MR36
207	Maharashtra	Nashik	Nashik	MR19
208	Maharashtra	Osmanabad	Osmanabad	MR37
209	Maharashtra	Palghar	Palghar	MR33
210	Maharashtra	Parbhani	Parbhani	MR38
211	Maharashtra	Pune	Pune	MR22
212	Maharashtra	Raigad	Raigad	MR23
213	Maharashtra	Ratnagiri	Ratnagiri	MR24
214	Maharashtra	Sangli	Sangli	MR25
215	Maharashtra	Satara	Satara	MR26
216	Maharashtra	Sindhudurg	Sindhudurg	MR39
217	Maharashtra	Solapur	Solapur	MR27
218	Maharashtra	Thane	Thane	MR28
219	Maharashtra	Wardha	Wardha	MR29

S. No.	State	District	City	City Code
220	Maharashtra	Yavatmal	Yavatmal	MR34
221	Manipur	Imphal	Imphal	MN01
222	Meghalaya	Shillong	Shillong	MG01
223	Mizoram	Aizawl	Aizawl	MZ01
224	Nagaland	Dimapur	Dimapur	NL01
225	Nagaland	Kohima	Kohima	NL02
226	Odisha	Angul	Angul	OR10
227	Odisha	Balangir	Balangir	OR20
228	Odisha	Balasore	Balasore (Baleswar)	OR02
229	Odisha	Baragarh	Baragarh	OR21
230	Odisha	Mayurbanj	Baripada/Mayurbanj	OR12
231	Odisha	Ganjam	Berhampur / Ganjam	OR03
232	Odisha	Bhadrak	Bhadrak	OR11
233	Odisha	Khordha	Bhubaneswar	OR04
234	Odisha	Cuttack	Cuttack	OR05
235	Odisha	Dhenkanal	Dhenkanal	OR06
236	Odisha	Jagatsinghpur	Jagatsinghpur	OR17
237	Odisha	Jajpur	Jajpur	OR13
238	Odisha	Koraput	Jeypore(Odisha)	OR19
239	Odisha	Jharsuguda	Jharsuguda	OR22
240	Odisha	Kendrapara	Kendrapara	OR14
241	Odisha	Kendujhar (Keonjhar)	Kendujhar (Keonjhar)	OR15
242	Odisha	Malkangiri	Malkangiri	OR23
243	Odisha	Paralakhemundi (Gajapati)	Paralakhemundi (Gajapati)	OR24
244	Odisha	Phulbani (Kandhamal)	Phulbani (Kandhamal)	OR25
245	Odisha	Puri	Puri	OR16
246	Odisha	Rayagada	Rayagada	OR26
247	Odisha	Sundergarh	Rourkela	OR08
248	Odisha	Sambalpur	Sambalpur	OR09
249	Puducherry	Puducherry	Karaikal	PO02
250	Puducherry	Puducherry	Puducherry	PO01
251	Punjab	Amritsar	Amritsar	PB01
252	Punjab	Bhatinda	Bhatinda	PB02
253	Punjab	Fazilka	Fazilka	PB15
254	Punjab	Ferozpur	Ferozpur	PB16
255	Punjab	Hoshiarpur	Hoshiarpur	PB13
256	Punjab	Jalandhar	Jalandhar	PB04
257	Punjab	Ludhiana	Ludhiana	PB05
258	Punjab	Pathankot	Pathankot	PB07
259	Punjab	Patiala	Patiala/Fatehgarh Sahib	PB08
260	Punjab	Rupnagar	Rupnagar	PB18
261	Punjab	Sahibzada Ajit Singh Nagar	Sahibzada Ajit Singh Nagar	PB12
262	Punjab	Sri Muktsar Sahib	Sri Muktsar Sahib	PB19
263	Rajasthan	Ajmer	Ajmer	RJ01
264	Rajasthan	Alwar	Alwar	RJ02

S. No.	State	District	City	City Code
265	Rajasthan	Barmer	Barmer	RJ19
266	Rajasthan	Bharatpur	Bharatpur	RJ16
267	Rajasthan	Bhilwara	Bhilwara	RJ12
268	Rajasthan	Bikaner	Bikaner	RJ05
269	Rajasthan	Chittorgarh	Chittorgarh	RJ20
270	Rajasthan	Dausa	Dausa	RJ17
271	Rajasthan	Hanumangarh	Hanumangarh	RJ23
272	Rajasthan	Jaipur	Jaipur	RJ06
273	Rajasthan	Jhunjhunu	Jhunjhunu	RJ13
274	Rajasthan	Jodhpur	Jodhpur	RJ07
275	Rajasthan	Kota	Kota	RJ08
276	Rajasthan	Sikar	Sikar	RJ09
277	Rajasthan	Sirohi	Sirohi	RJ26
278	Rajasthan	Sriganganagar	Sriganganagar	RJ10
279	Rajasthan	Udaipur	Udaipur	RJ11
280	Sikkim	Gangtok	Gangtok	SM01
281	Tamil Nadu	Ariyalur	Ariyalur	TN24
282	Tamil Nadu	Chengalpet	Chengalpet	TN25
283	Tamil Nadu	Chennai	Chennai	TN01
284	Tamil Nadu	Coimbatore	Coimbatore	TN02
285	Tamil Nadu	Cuddalore	Cuddalore	TN03
286	Tamil Nadu	Dharmapuri	Dharmapuri	TN26
287	Tamil Nadu	Dindigul	Dindigul	TN27
288	Tamil Nadu	Erode	Erode	TN28
289	Tamil Nadu	Kanchipuram	Kanchipuram	TN05
290	Tamil Nadu	Kanyakumari	Kanyakumari/Nagercoil	TN06
291	Tamil Nadu	Karur	Karur	TN29
292	Tamil Nadu	Krishnagiri	Krishnagiri	TN21
293	Tamil Nadu	Madurai	Madurai	TN08
294	Tamil Nadu	Nagapattinam	Nagapattinam	TN30
295	Tamil Nadu	Namakkal	Namakkal	TN10
296	Tamil Nadu	Pudukkottai	Pudukkottai	TN31
297	Tamil Nadu	Ramanathapuram	Ramanathapuram	TN32
298	Tamil Nadu	Salem	Salem	TN11
299	Tamil Nadu	Sivaganga	Sivaganga	TN33
300	Tamil Nadu	Thanjavur	Thanjavur	TN12
301	Tamil Nadu	Thiruvallur	Thiruvallur	TN34
302	Tamil Nadu	Thoothukudi	Thoothukudi	TN13
303	Tamil Nadu	Tiruchirappalli	Tiruchirappalli	TN14
304	Tamil Nadu	Tirunelveli	Tirunelveli	TN15
305	Tamil Nadu	Tirupur	Tiruppur	TN22
306	Tamil Nadu	Tiruvannamalai	Tiruvannamalai	TN35
307	Tamil Nadu	Nilgiris	Udhagamandalam	TN36
308	Tamil Nadu	Vellore	Vellore	TN18
309	Tamil Nadu	Villupuram	Viluppuram	TN23

S. No.	State	District	City	City Code
310	Tamil Nadu	Virudhanagar	Virudhunagar	TN20
311	Telangana	Hayathnagar	Hayathnagar	TL14
312	Telangana	Ranga Reddy	Hyderabad/Secunderabad	TL01
313	Telangana	Jagtial	Jagtial	TL15
314	Telangana	Jangaon	Jangaon	TL16
315	Telangana	Karimnagar	Karimnagar	TL02
316	Telangana	Khammam	Khammam	TL03
317	Telangana	Bhadradi Kothagudem	Kothagudem	TL17
318	Telangana	Mahabubabad	Mahabubabad	TL10
319	Telangana	Mahbubnagar	Mahbubnagar	TL04
320	Telangana	Medak	Medak	TL19
321	Telangana	Medchal	Medchal	TL20
322	Telangana	Nalgonda	Nalgonda	TL05
323	Telangana	Nizamabad	Nizamabad	TL08
324	Telangana	Sangareddy	Sangareddy	TL21
325	Telangana	Siddipet	Siddipet	TL11
326	Telangana	Suryapet	Suryapet	TL09
327	Telangana	Warangal (Rural)	Warangal	TL07
328	Tripura	West Tripura	Agartala	TA01
329	Uttar Pradesh	Agra	Agra	UP01
330	Uttar Pradesh	Aligarh	Aligarh	UP02
331	Uttar Pradesh	Prayagraj	Allahabad/Prayagraj	UP03
332	Uttar Pradesh	Ambedkar Nagar	Ambedkar Nagar	UP25
333	Uttar Pradesh	Azamgarh	Azamgarh	UP19
334	Uttar Pradesh	Bahraich	Bahraich	UP47
335	Uttar Pradesh	Ballia	Ballia	UP20
336	Uttar Pradesh	Banda	Banda	UP26
337	Uttar Pradesh	Barabanki	Barabanki	UP27
338	Uttar Pradesh	Bareilly	Bareilly	UP04
339	Uttar Pradesh	Bijnor	Bijnor	UP21
340	Uttar Pradesh	Bulandshahr	Bulandshahr	UP29
341	Uttar Pradesh	Chandauli	Chandauli	UP41
342	Uttar Pradesh	Ayodhya	Faizabad	UP06
343	Uttar Pradesh	Fatehpur	Fatehpur	UP49
344	Uttar Pradesh	Firozabad	Firozabad	UP22
345	Uttar Pradesh	Ghaziabad	Ghaziabad	UP07
346	Uttar Pradesh	Ghazipur	Ghazipur	UP23
347	Uttar Pradesh	Gorakhpur	Gorakhpur	UP08
348	Uttar Pradesh	Hapur (Panchsheel Nagar)	Hapur (Panchsheel Nagar)	UP51
349	Uttar Pradesh	Hathras	Hathras	UP53
350	Uttar Pradesh	Jaunpur	Jaunpur	UP24
351	Uttar Pradesh	Jhansi	Jhansi	UP10
352	Uttar Pradesh	Kanpur Rural	Kanpur	UP11
353	Uttar Pradesh	Kaushambi	Kaushambi	UP54
354	Uttar Pradesh	Lucknow	Lucknow	UP12

S. No.	State	District	City	City Code
355	Uttar Pradesh	Mathura	Mathura	UP13
356	Uttar Pradesh	Mau	Mau	UP35
357	Uttar Pradesh	Meerut	Meerut	UP14
358	Uttar Pradesh	Moradabad	Moradabad	UP15
359	Uttar Pradesh	Muzaffarnagar	Muzaffarnagar	UP16
360	Uttar Pradesh	Siddharthnagar	Naugarh	UP57
361	Uttar Pradesh	Gautam Buddha Nagar	Noida/Greater Noida	UP09
362	Uttar Pradesh	Pratapgarh	Pratapgarh	UP43
363	Uttar Pradesh	Raebareli	Raebareli	UP37
364	Uttar Pradesh	Rampur	Rampur	UP58
365	Uttar Pradesh	Saharanpur	Saharanpur	UP38
366	Uttar Pradesh	Sitapur	Sitapur	UP17
367	Uttar Pradesh	Sonbhadra	Sonbhadra	UP42
368	Uttar Pradesh	Sultanpur	Sultanpur	UP40
369	Uttar Pradesh	Unnao	Unnao	UP59
370	Uttar Pradesh	Varanasi	Varanasi	UP18
371	Uttarakhand	Almora	Almora	UK09
372	Uttarakhand	Dehradun	Dehradun	UK01
373	Uttarakhand	Haldwani	Haldwani	UK02
374	Uttarakhand	Haridwar	Haridwar	UK03
375	Uttarakhand	Nainital	Nainital	UK04
376	Uttarakhand	Tehri Garhwal	New Tehri	UK10
377	Uttarakhand	Pantnagar	Pantnagar	UK05
378	Uttarakhand	Pauri Garhwal	Pauri Garhwal	UK08
379	Uttarakhand	Roorkee	Roorkee	UK06
380	Uttarakhand	Udham Singh Nagar	Udham Singh Nagar	UK07
381	West Bengal	Paschim Bardhaman	Asansol	WB01
382	West Bengal	Bankura	Bankura	WB16
383	West Bengal	Purba Bardhaman	Burdwan (Bardhaman)	WB02
384	West Bengal	Darjeeling	Darjeeling	WB18
385	West Bengal	Durgapur	Durgapur	WB04
386	West Bengal	Hooghly	Hooghly	WB06
387	West Bengal	Howrah	Howrah	WB07
388	West Bengal	Jalpaiguri	Jalpaiguri	WB19
389	West Bengal	Nadia	Kalyani	WB08
390	West Bengal	Kolkata	Kolkata	WB10
391	West Bengal	Malda	Malda	WB20
392	West Bengal	Murshidabad	Murshidabad	WB21
393	West Bengal	North 24 Parganas	North 24 Parganas	WB12
394	West Bengal	Paschim Medinipur	Paschim Medinipur	WB13
395	West Bengal	Purba Medinipur	Purba Medinipur	WB14
396	West Bengal	Siliguri	Siliguri	WB11
397	West Bengal	South 24 Parganas	South 24 Parganas	WB15
398	West Bengal	Birbhum	Suri	WB22

(Disclaimer: NTA can change the centre and city at any time subject to availability.)

List of Subject at Post Graduation Level and their Codes

Subjects of Post Graduation	Code	Subjects of Post Graduation	Code
Economics	801	Law	851
Political Science	802	Library and Information Science	852
Philosophy	803	Buddhist	853
Psychology	804	Comparative Study of Religions	854
Sociology	805	Mass Communication and Journalism	855
History	806	Performing Arts – Dance/ Drama/ Theatre	856
Anthropology	807	Museology & Conservation	857
Commerce	808	Archaeology	858
Education	809	Criminology	859
Social Work	810	Tribal and Regional Language/ Literature	860
Defence and Strategic Studies	811	Folk Literature	861
Home Science	812	Comparative Literature	862
Public Administration	813	Sanskrit Traditional Subjects	863
Population Studies	814	Jyotisha	864
Music	815	SidhantaJyotisha	865
Management	816	NavyaVyakarna	866
Maithili	817	Vyakarna	867
Bengali	818	Mimamsa	868
Hindi	819	NavyaNyaya	869
Kannada	820	Sankhya Yoga	870
Malayalam	821	TulanatmakaDarsana	871
Oriya	822	Shukla Yojurveda	872
Sculpture	823	Madhv Vedanta	873
Sanskrit	824	Dharma Sastra	874
Tamil	825	Sahitya	875
Telugu	826	Puranaitihasa	876
Urdu	827	Agama	877
Arabic	828	Women Studies	878
English	829	Visual Art	879
Linguistics	830	Drawing & Painting	880
Chinese	831	Computer Science and Applications	881
Dogri	832	Konkani	882
Nepali	833	Kashmiri	883
Manipuri	834	Pali	884
Assamese	835	Forensic Science	885
Gujarati	836	Social Medicine & Community Health	886
Marathi	837	Geography	887
French	838	History of Art	888
Spanish	839	Applied Art	889
Russian	840	Graphics	890
Persian	841	Electronic Science	891
Rajasthani	842	Environmental Sciences	892
German	843	International and Area Studies	893
Japanese	844	Prakrit	894
Adult Education/ Continuing Education	845	Human Rights and Duties	895
Andragogy / Non Formal Education	846	Tourism Administration and Management	896
Physical Education	847	Punjabi	897
Arab Culture and Islamic Studies	848	Advaita Vedanta	898
Indian Culture	849	Bodo	899
Labour Welfare/ Personnel Management/ Industrial Relations/ Labour and Social Welfare/ Human Resource Management	850	Santali	900

List of Post-Graduation Courses and their Codes

Post Graduation Courses	Code
Master of Ayurvedacharya (Ayurvedacharya)	01
Master of Acharya (Acharya)	02
Master of Law (LLM)	03
Master of Architecture (M. Arch.)	04
Master of Commerce (M.Com)	05
Master of Dance (M. Dance)	06
Master of Education (M.Ed.)	07
Master of Library Science (M. Lib. Sc.)	08
Master of Literature (M.Litt.)	09
Master of Music (M.Mus)	10
Master of Pharmacy (M.Pharm.)	11
Master of Business Administration (MBA)	12
Master of Computer Applications (MCA)	13
Master of Financial Management (M.F.M.)	14
Master of Human Resource Development (M.H.R.D.)	15
Master of International Business (M.LB)	16
Master of Marketing Management (M. Mkt. M.)	17
Master of Optometry (M. Optom.)	18
Master of Hospital Administration (MHA)	19
Master of Journalism and Mass Communication (MJMC)	20
Master of Mass Communication (MMC)	21
Master of Occupational Therapy (MOT)	22
Master of Public Health (MPH)	23
Master of Social Work (MSW)	24
Master of Planning (M. Plan)	25
Master of Science (M.Sc.)	26
Master of Statistics (M. Stat.)	27
Master of Technology (M.Tech.)	28
Master of Veterinary Science (M.V.Sc.)	29
Master of Arts (MA)	30
Master of Foreign Trade (M.E.T.)	31
Master of Physical Education (M.P.Ed.)	32
Master of Tourism Management (MTM)	33
Master of Physical Education and Sports Sciences (MPES)	34
CA/CS/ ICWA	35
Other	36

List of States/ Union Territories and their Codes

Name of State/UT (In Alphabetical order)	Code
ANDAMAN & NICOBAR ISLANDS	01
ANDHRA PRADESH	02
ARUNACHAL PRADESH	03
ASSAM	04
BIHAR	05
CHANDIGARH	06
CHHATTISGARH	07
DADRA & NAGAR HAVELI	08
DAMAN & DIU	09
DELHI/NEW DELHI	10
GOA	11
GUJARAT	12
HARYANA	13
HIMACHAL PRADESH	14
JAMMU & KASHMIR	15
JHARKHAND	16
KARNATAKA	17
KERALA	18
LADAKH	19
LAKSHADWEEP	20
MADHYA PRADESH	21
MAHARASHTRA	22
MANIPUR	23
MEGHALAYA	24
MIZORAM	25
NAGALAND	26
ODISHA	27
PUDUCHERRY	28
PUNJAB	29
RAJASTHAN	30
SIKKIM	31
TAMIL NADU	32
TELANGANA	33
TRIPURA	34
UTTAR PRADESH	35
UTTARAKHAND	36
WEST BENGAL	37

Procedure for Appearing in Computer Based Test (CBT)

- (a) A computer terminal (node) indicating Roll Number will be allocated to each candidate. Candidates should find and sit on their allocated computers only. Any candidate found to have changed room/hall or the computer on their own rather than the one allotted would be liable to cancellation of candidature and no plea in this regard would be entertained.
- (b) The computer terminal allotted to the candidate will display Welcome login screen, Candidate's photograph and subject opted by the candidate. For login, the candidate will have to enter **login-ID and password**.
- (c) After logging in, the candidate shall be able to see the detailed instructions for the examination. Candidates are advised to go through the instructions carefully regarding the type of questions and Marking Scheme. At the designated time of start of the examination, the candidates will be able to proceed and see the questions on the computer screen.

The keyboard attached to the computer, if any, will be disabled during the entire duration of the examination. Depending on the type of question, the answers to questions can either be entered by clicking on the virtual on-screen keyboard (numeric or otherwise) using the computer mouse or by clicking the chosen option(s) using the computer mouse.

Candidates will have the option to change/modify answers already entered anytime during the entire duration of the examination.

In case the computer/mouse allotted to any candidate malfunctions anytime during the test, the candidate will be immediately allotted another computer system and the time lost due to this will be adjusted in the server so as to give the candidate the full allotted time.

- (d) The on-screen computer clock counter of every candidate will be set at the server. The countdown timer in the top right side of computer screen will display the time remaining (in minutes) available for the candidate to complete the examination. When the timer reaches zero, the examination will end by itself. Candidate will not be required to end or submit the examination.
- (e) The Question Palette displayed on the right side of screen will show the status of each question using one of the following text/color codes/symbols.



You have not visited the question yet.



You have not answered the question.



You have answered the question.



You have NOT answered the question but have marked the question for review.



The question(s) "answered and marked for Review" will be considered for evaluation.

The question(s) "Answered and Marked for Review" status for a question indicates that candidate would like to have a relook at that question again. A candidate has the option of answering a question and simultaneously placing it under "Marked for Review", these answers will be considered for evaluation. However, if a candidate has simply put "Marked for Review" for a question without answering it, the corresponding question 'Marked for Review' without an answer will not be considered for evaluation. It may be noted that a candidate can return to any "Marked for Review" question any time during the examination by clicking on the corresponding question number icon displayed on the Question Palette of the corresponding section.

- (f) Candidate can click on an arrow/symbol which appears to the left of question palette to collapse the question palette thereby maximizing the question viewing window. To view the question palette again, candidate can click on arrow/symbol which appears on the right side of question window.
- (g) Candidate can click to navigate to the bottom and to navigate to the top of the question area, without scrolling. Using the computer mouse the candidate can scroll up and down the question viewing area for viewing the entire question.
- (h) The full paper can be viewed by clicking the "Question Paper" icon on the top right corner of the screen.
- (i) Blank Sheets for doing rough work/calculations shall be provided to the candidates. The Blank Sheets would have a Header page for the candidates to write down his/her Name and Roll Number. All calculations/writing work are to be done only in the Blank Sheets provided at the Centre in the Examination Room/Hall and on completion of the test, candidates must hand over the rough sheets to the invigilator on duty in the Room/Hall.

(j) Navigating to a Question

To navigate between questions within a Paper, candidate needs to do the following:

- (i) Click on the question number in the Question Palette at the right of the screen to go to that numbered question directly. Note that using this option does NOT save the answer to the currently displayed question.
- (ii) Click on “Save & Next” to save the answer of any question. Clicking on “Save & Next” will save the answer for the current question and the next question will be displayed on the candidate’s computer screen.
- (iii) Click on “Mark for Review & Next” to mark a question for review (without answering it) and proceed to the next question.

(k) Answering a Question

To navigate between questions within a Paper, candidate needs to do the following:

(i) Procedure for answering a multiple choice type question:

- a. To select the option(s), click on the corresponding button(s) of the option(s).
- b. To deselect the chosen answer, click on the button of the chosen option again or click on the “Clear Response” button.
- c. To save the answer, the candidate MUST click on the “Save & Next” button.
- d. To mark the question for review (without answering it), click on the “Mark for Review & Next” button.

(ii) Navigating through sections:

- a. Sections in the question paper are displayed on the top bar of the screen. Questions in a section can be viewed by clicking on the section name. The section in which candidate is currently viewing will be highlighted.
- b. After clicking the “Save & Next” button on the last question for a section, candidate will automatically be taken to the first question of the next section.
- c. Candidate can shuffle between sections and questions within sections any time during the examination as per the convenience only during the time stipulated.
- d. Candidate can view the corresponding section summary as part of the legend that appears in every section above the question palette.

(iii) Procedure for answering questions that require inputs from on-screen virtual keyboard (numeric or otherwise):

- a. Candidate will have to use the on-screen virtual keyboard (that would be displayed just below the question statement of these type of questions) and the attached computer mouse to enter his/her answer in the space provided for answer.
- b. The answer can be changed, if required, anytime during the test. To save the answer, the candidate MUST click on the “Save & Next” button.
- c. To mark the question for review (without answering it), click on the “Mark for Review & Next” button.

Candidate will have the option to change previously saved answer of any question, anytime during the entire duration of the test. To change the answer to a question that has already been answered, first select the corresponding question from the Question Palette, then click on “Clear Response” to clear the previously entered answer and subsequently follow the procedure for answering that type of question.

(iv) Rough Work:

All calculations/writing work is to be done only in the rough sheet provided at the Centre in the examination Room/Hall and on completion of the test candidates must hand over the rough sheets to the invigilator on duty in the Room/Hall.

Common Services Centres/Facilitation Centres

Candidates, who are not well conversant to submit the online application due to various constraints, can use the services of Common Services Centre, Ministry of Electronics and Information Technology, Government of India under the Digital India initiatives of Hon'ble Prime Minister. The Common Services Centre (CSC) scheme is a part of the ambitious national e-Governance Plan (NeGP) of Government of India and is managed at each village panchayat level by a Village level Entrepreneur (VLE)

There are more than 1.5 lakhs Common Services Centres (CSC) across the country which will provide the desired support to candidates from urban as well as rural areas in online submission of Application Form and payment of fee through e-wallet. The list of the Common Services Centre is available on website: www.csc.gov.in.

The Common Services Centre will be providing following services on the rates indicated against each:

S. No.	Services	Service Charges per transaction (GST applicable @ 18%)
1	Preparing e-mail, Submission of Application Form & Printout till Fee Payment (Including uploading of Scanned Images)	Rs 25/-+GST
2	Uploading of Scanned Images only	Rs 10/-+GST
3	Online payment of Fee	Rs 0.5% of Fee +GST
4	Downloading of Admit Card/ OMR Answer Sheet/Answer Key	Rs 10+GST
5	Online claim for Responses/ Answer Key	Rs 25+GST
6	Printout per page	Rs 5+GST

Note: To know nearest Common Services Centre, please open link <http://gis.csc.gov.in/locator/csc.aspx>

National Testing Agency (NTA)

**Procedure to be adopted for compilation of NTA scores for Multi Session Papers
(Normalization procedure based on Percentile Score)**

NTA may conduct examinations on multiple dates, generally in two sessions per day. The candidates will be given different sets of questions per session and it is quite possible that in spite of all efforts of maintaining equivalence among various question papers, the difficulty level of these question papers administered in different sessions may not be exactly the same. Some of the candidates may end up attempting a relatively tougher set of questions when compared to other sets. The candidates who attempt the comparatively tougher Examination are likely to get lower marks as compared to those who attempt the easier one. In order to overcome such a situation, “**Normalization procedure based on Percentile Score**” will be used for ensuring that candidates are neither benefitted nor disadvantaged due to the difficulty level of the examination. With the objective of ensuring that a candidate’s true merit is identified, and that a level playing field is created in the above context, the Normalization Procedure, set out below shall be adopted, for compiling the NTA scores for multi session papers.

The process of Normalization is an established practice for comparing candidate scores across multi session papers and is similar to those being adopted in other large educational selection tests conducted in India. For normalization across sections, NTA shall use the percentile equivalence.

Percentile Scores: Percentile scores are scores based on the relative performance of all those who appear for the examination. Basically the marks obtained are transformed into a scale ranging from 100 to 0 for each session of examinees.

The Percentile Score indicates the percentage of candidates that have scored EQUAL TO OR BELOW (same or lower raw scores) that particular Percentile in that examination. Therefore the topper (highest score) of each session will get the same Percentile of 100 which is desirable. The marks obtained in between the highest and lowest scores are also converted to appropriate Percentiles.

The Percentile score will be the Normalized Score for the Examination (instead of the raw marks of the candidate) and shall be used for preparation of the merit lists.

The Percentile Scores will be calculated up to 7 decimal places to avoid bunching effect and reduce ties.

The Percentile score of a Candidate is calculated as follows:

$100 \times \frac{\text{Number of candidates appeared in the 'Session' with raw score EQUAL TO OR LESS than the candidate.}}{\text{Total number of the candidates appeared in the 'Session'}}$

Total number of the candidates appeared in the ‘Session’

Note: The Percentile of the Total shall **NOT** be an aggregate or average of the Percentile of individual subject. Percentile score is not the same as percentage of marks obtained.

Example: Suppose a test was held in 4 sessions of examinees as per details given below: -

(Allocation of Days and shifts were done randomly)

(a) Distribution of candidates were as follows:

Session-1: Day-1 Shift-1, **Session-2:** Day-1 Shift-2, **Session-3:** Day-2 Shift-1 and **Session-4:** Day-2 Shift-2

Session	Day/Shift	No of Candidates			Marks	
		Absent	Appeared	Total	Highest	Lowest
Session-1	Day-1 Shift-1	3974	28012	31986	335	-39
Session-2	Day-1 Shift-2	6189	32541	38730	346	-38
Session-3	Day-2 Shift-1	6036	41326	47362	331	-49
Session-4	Day-2 Shift-2	9074	40603	49677	332	-44
Total (Session-1 to Session-4)		25273	142482	167755	346	-49

In this method of scoring the HIGHEST RAW SCORE in each paper (irrespective of the raw scores) will be the 100 Percentile indicating that 100% of candidates have scores equal to or lesser than the highest scorer/ topper for that session.

Highest Raw Score and Percentile Score: All the highest raw scores will have normalized Percentile Score of 100 for their respective session.

Session	Total Candidates Appeared	Highest Raw Score	Candidates who scored EQUAL OR LESS THAN Highest Raw Score	Percentile Score	Remarks
Session-1	28012	335	28012	$\frac{100.000000}{[(28012/28012)*100]}$	i.e. all the highest raw scores would be normalized to 100 Percentile Score for their respective session.
Session -2	32541	346	32541	$\frac{100.000000}{[(32541/32541)*100]}$	
Session -3	41326	331	41326	$\frac{100.000000}{[(41326/41326)*100]}$	
Session -4	40603	332	40603	$\frac{100.000000}{[(40603/40603)*100]}$	

Lowest Raw Score and Percentile Score: Percentile Score of all the lowest raw scores will depend on the total number of candidates who have taken the Examination for their respective session.

Session	Total Candidates Appeared	Lowest Raw Score	Candidates who scored EQUAL OR LESS THAN Lowest Raw Score	Percentile Score	Remarks
Session -1	28012	-39	1	$\frac{0.0035699}{[(1/28012)*100]}$	i.e. Percentile Score of all the lowest raw scores are different i.e. Percentile Score depend on the total number of candidates who have taken the Examination for their respective session.
Session -2	32541	-38	1	$\frac{0.0030730}{[(1/32541)*100]}$	
Session -3	41326	-49	1	$\frac{0.0024198}{[(1/41326)*100]}$	
Session -4	40603	-44	1	$\frac{0.0024629}{[(1/40603)*100]}$	

The following is a further explanation of the interpretation of the raw scores and Percentile Score in Session-3 (Day-2 and Shift-1) with 41326 candidates who have taken the examination.

Candidate	Percentile Score	No of Candidates	Raw Score	Remark
A	$\frac{100.0000000}{[(41326/41326)*100]}$	1	331	Indicates that amongst those appeared, 100% have scored either EQUAL TO OR LESS THAN the candidate A (331 raw score). It also indicates that no candidate has scored more than the candidate A (331 raw score).
B	$\frac{90.1224411}{[(37244/41326)*100]}$	77	121	Indicates that amongst those appeared, 90.1224411% have scored either EQUAL TO OR LESS THAN the candidate B (121 raw score). It also indicates that remaining candidates have scored more than candidate B (121 raw score).
C	$\frac{50.4549194}{[(20851/41326)*100]}$	381	41	Indicates that amongst those appeared, 50.4549194% have scored either EQUAL TO OR LESS THAN the candidate C (41 raw score). It also indicates that remaining those appeared have scored more than candidate C (41 raw score).
D	$\frac{31.7040120}{[(13102/41326)*100]}$	789	25	Indicates that amongst those appeared, 31.7040120% have scored either EQUAL TO OR LESS THAN the candidate D (25 raw score). It also indicates that remaining candidates have scored more than candidate D (25 raw score).
E	$\frac{1.1034216}{[(456/41326)*100]}$	100	-15	Indicates that amongst those appeared, 1.1034216% have scored either EQUAL TO OR LESS THAN the candidate E (-15 raw score). It also indicates that remaining candidates have scored more than candidate E (-15 raw score).

STEP-BY-STEP PROCEDURE FOR NORMALIZATION AND PREPARATION OF RESULT:

Step-1: Distribution of Examinees in two shifts:

Candidates have to be distributed into two sessions randomly so that each session has approximately equal number of candidates. These two sessions would be as follows:

Session-1: Day-1 Shift-1, **Session-2:** Day-1 Shift-2

In the event of more number of days or less number of shifts, the candidates will be divided accordingly.

This will ensure that there is no bias in the distribution of candidates who shall take the examination. Further, with a large population of examinees spread over the entire country the possibility of such bias becomes remote.

Step-2: Preparation of Results for each Session:

The Examination results for **each session** would be prepared in the form of

- Raw Scores
- Percentiles Scores of Total raw scores.

The Percentiles would be calculated for each candidate in the Session as follows:

Let TP1 be the Percentile Scores of Total Raw Score of that candidate.

$$\text{Total Percentile (TP1):} \quad 100 \times \frac{\text{No. of candidates appeared from the session with raw score EQUAL TO OR LESS than T1 score}}{\text{Total No. of candidates appeared in the session}}$$

Step-3: Compilation of NTA score and Preparation of Result:

The Percentile scores for the Total Raw Score for all the sessions (**Session-1:** Day – 1 Shift – 1, **Session-2:** Day – 1 Shift – 2) **as calculated in Step-2 above would be merged and shall be called the NTA scores which will then be used for compilation of result and further processing for deciding the allocation.**

In the events of the percentiles for the multi-shifts being dissimilar / unequal, the lowest will be the eligibility cut-off for that category for all candidates (i.e. all shifts).

For Example: In the Examination held in two shifts, if the 40% marks correspond to a Percentile score of 78 in Shift 1 and 79 in Shift 2, then all those equal to or above 78 percentiles (Percentile score of 100 to 78) in both shifts will become eligible in General Category. Similar method will be adopted for the other categories to determine eligibility cut-offs. In case the Examination is held in more number of shifts the same principle shall apply.

REPLICA



UGC - NET June 2023



Home

Steps to apply online

- ✓ Apply for Online Registration
- ✓ Fill Online Application Form
- ✓ Pay Examination Fee

Application Form UGC - NET June 2023

New Registration

Only Registered Candidates Sign In

Application Form UGC - NET June 2023

Application No

Password

Security Pin as shown below
(Case Sensitive)

Security Pin 705S34

Sign In

[Forgot Password ?](#)

[Forgot Application No ?](#)

Disclaimer:
This site is designed, developed and hosted by CNR Division, NIC and the contents are provided by NTA. For any further information, please contact NTA. (Ver 1.0.136.2.0)

एनआईसी
National
Informatics
Centre

Home

Registration

Application Form

Fee Payment

Instructions and Procedure for online submission of Application Form

[Download Information Bulletin.](#)

- Please download and read carefully the Information Bulletin and instructions/ procedure given therein and below, before you start filling the Application Form online.
- You can apply for UGC - NET June - 2023 'ON-LINE' only through the official website of UGC - NET June - 2023 (<https://ugcnet.nta.nic.in>).

3.Examination Fees

Category	Fee Amount
General	Rs. 1150 /- (One Thousand One Hundred Fifty)
OBC-(NCL) / EWS	Rs. 600 /- (Six Hundred)
SC / ST / Person with Disabilities(PwD) / Third gender	Rs. 325 /- (Three Hundred Twenty Five)
Service Charges & GST (as applicable) will be charged extra by the Bank.	

4.Application Procedure: Steps to be followed to apply online.

Candidates must read carefully the Instructions (including how to fill up the Application Form online) given in the Information Bulletin available on the NTA Website. Candidates not complying with the Instructions shall be summarily disqualified.

Step 1: Registration Form: Register for the Online Application Form and note down the system-generated Application Number. The candidate should supply the required details while filling the Online Application Form and is also required to create PASSWORD and choose Security Question and enter his/her Answer. After successful submission of the personal details, an Application number will be generated and it will be used to complete the remaining Steps of the Application Form and will also be required for all future reference/correspondence. This application number will also be used/referred for both Sessions of UGC - NET June - 2023. For subsequent logins, the candidate will be able to login directly with the respective system generated **Application Number** and created **Password**

Step 2: Application Form : The Candidates can log in with the system-generated Application Number and pre-created Password for completing the Application Form including filling up of personal details, applying for the Paper, choosing the Examination Cities, providing the details of Educational Qualifications, and uploading the images and documents (if any).

Upload Scanned Images of Candidate's Photograph, Signature

- The recent photograph should be either in colour or black & white with 80% face (without mask) visible including ears against a white background.
- Scanned photograph and signature should be in JPG format (clearly legible).
- The size of the scanned photograph should be between 10 kb to 200 kb (clearly legible).
- The size of the scanned signature should be between 4 kb to 30 kb (clearly legible)

[Note: The Candidate has to upload only his/ her own photograph, signature, and certificate(s) as mentioned above (and not of anybody else) in a correct/proper manner, as the facility for correction will not be given in the future. In case, it is found at any time in the future that the Candidate has used/uploaded the photograph, signature, and certificate(s) of someone else in his/her Application Form/Admit Card, or he/she has tampered his/her Admit Card/Result/Scorecard, these acts of the candidate shall be treated as Unfair Means (UFM) Practices and he/she shall be proceeded with the actions as contemplated under the provisions of the Information Bulletin relating to Unfair Means Practices.

Please check your photograph and signature before submission of the Application Form. In case the photograph or signature is blurred or not visible to identify the identity of the candidate then, the application will be rejected and no option for correction or revision will be permitted.

Step 3: Fee Payment: After completing Step 1 and Step 2, the candidates have to pay the requisite examination fee. The fee can be submitted only online through Net Banking, Credit Card, Debit Card, UPI, or Paytm Services. Processing charges and GST as applicable are chargeable to the candidate (in addition to the examination fee) by the concerned Bank/Payment Gateway Integrator.

The Confirmation Page of the online Application Form will be generated only after successful payment by the Candidate. In case the Confirmation Page is not generated after payment of fee, then the candidate may have to approach the concerned Bank/Payment Gateway (in the helpline number and e-mail given in the Information Bulletin) for ensuring the successful payment or for obtaining the refund of duplicate / multiple payments].

5.Important Instruction about PASSWORD

- During online form filling, the candidate will be required to choose PASSWORD and Security Question and its Answer. The candidate is advised to record/remember their password for all future logins.
- For subsequent logins, the candidate will be able to login directly with their respective system-generated Application Number and the chosen Password.
- The candidate is advised not to disclose or share their password with anybody. Neither NTA nor NIC will be responsible for the violation or misuse of the password of a candidate.
- Candidates can change his/her passwords after login if desired.
- Candidates should remember to log out at the end of their session so that the particulars of the candidate cannot be tampered with or modified by unauthorized persons.

The Password must be as per the following Password policy.

- Password must be 8 to 13 characters long.
- Password must have at least one Upper case alphabet.
- Password must have at least one Lower case alphabet.
- Password must have at least one numeric value.
- Password must have at least one special character eg. !@#\$%^&*.-.

6.How to reset your Password :

- The following options are available to reset Password
- Using Security Question and its Answer you have chosen during Form filling.
- Using a verification code sent via text message (SMS) to your Registered Mobile No.
- Using a reset link sent via Email to your Registered Email address.

7.The Application Number printed on the computer-generated Confirmation Page must be mentioned in all such correspondences. It is therefore essential to note down the application number printed on the Confirmation Page.

- I have downloaded the Information Bulletin of UGC - NET June 2023, read and understood all the Instructions therein as well as those mentioned above, and will fill up the online Application Form for the UGC - NET June 2023 Cycles accordingly.

[Click here to Proceed](#)

Home

Personal Details

Candidate's Name	<input type="text"/>		
Father's Name	<input type="text"/>		
Mother's Name	<input type="text"/>		
Date of Birth	--Day--	--Month--	--Year--
Gender	--Select--		
Identity Type	--Select--		
Identification Number	<input type="text"/>		

Contact Details

Premises No/Name	<input type="text"/>		
Sub-Locality(Optional)	<input type="text"/>		
Locality	<input type="text"/>		
Country	--Select--		
State /UT	--Select--		
District	--Select--		
Pin Code	<input type="text"/>		
Email Address	<input type="text"/>		
Confirm Email Address	<input type="text"/>		
Mobile Number	<input type="text"/>	<input type="text"/>	
Confirm Mobile Number	<input type="text"/>	<input type="text"/>	
Alternate Contact No. (Optional)	<input type="text"/>		

Permanent Address

Same As Present Address

Premises No/Name	<input type="text"/>
Sub-Locality(Optional):	<input type="text"/>
Locality	<input type="text"/>
Country	--Select--
State /UT	--Select--
District	--Select--
Pin Code	<input type="text"/>

Choose Password

Password	<input type="text"/>
Confirm Password	<input type="text"/>
Security Question	--Select--
Security Answer	<input type="text"/>

Security Pin

Enter security pin (case sensitive)	<input type="text"/>
Security Pin	5T2Y20 
	<input type="button" value="Submit"/>

Review Page !!

Close X

Please review the following informations carefully.
If you would like to change any information entered, you may do so by pressing
'EDIT REGISTRATION FORM' button or press 'Submit and Send OTP' button.

Home

Review Page - Online Registration Form

Review the following particulars carefully. If you would like to change any particulars entered,
you may do so by pressing 'EDIT REGISTRATION FORM' button or press 'Submit and Send OTP' button.

Personal Details

Candidate's Name:	NTA	Father's Name:	NTA FATHER
Mother's Name:	NTA MOTHER	Date of Birth:	05-03-2005
Gender :	Male	Identity Type:	Any Other Valid Govt Identity with photograph
Any Other Valid Govt Identity with photograph:	123654		

Contact Details

Premises No/Name:	nta	Sub-Locality(Optional):	okhla
Locality:	nsic	Country:	India
State /UT:	BIHAR	District:	AURANGABAD
Pin Code:	110020	Email Address:	
Mobile Number :	91 -	Alternate Contact No.(Optional):	--

Permanent Address

Premises No/Name:	nta	Sub-Locality(Optional):	okhla
Locality:	nsic	Country:	India
State /UT:	BIHAR	District:	AURANGABAD
Pin Code:	110020		

Account Details

Security Question:	Which is the website you rarely visit ?	Security Answer:	(Not shown due to security reasons)	Password:	(Not shown due to security reasons)
--------------------	---	------------------	-------------------------------------	-----------	-------------------------------------

Particulars checklist to be verified

Kindly verify all the particulars listed below carefully and ensure you have filled correct information. No Change will be permitted once Registration Form is Submitted or at any later stage of the examination.


- My Name Date of Birth Father Name Mother Name
 Gender Address Mobile Number Email ID

Declaration

I hereby declare that I have filled up this Online Application Form after carefully reading the Information Bulletin and fully understanding the provisions/ procedures mentioned therein. I further declare that all the particulars given by me in this application form are true to the best of my knowledge and belief. I agree that if my Result is withheld / not declared/ my candidature shall automatically stand cancelled. In case it is found at any point of time in future that false information has been furnished in this application form my candidature shall automatically stand cancelled.

I also declare that I have submitted one Application Form. In case of more than one application Form is found, my candidature of another application shall automatically stand cancelled.

I shall abide by these terms and conditions as well as those laid down in the Information Bulletin, Public Notices and Advisories issued by NTA regarding this exam from time-to-time

I Agree 

EDIT Registration Form

Submit and Send OTP

State /UT:	BIHAR	District:	AURANGABAD
Pin Code:	110		
Confirm !!			
Do you wish to submit Registration Form and Get OTP ?			
Security Question: Which is the website you rarely visit ?		<input type="button" value="Yes"/> <input type="button" value="No"/>	
(Not shown due to security reasons)			
Particulars checklist to be verified			
Kindly verify all the particulars listed below carefully and ensure you have filled correct information. No Change will be permitted once Registration Form is Submitted or later stage of the examination.			
<input checked="" type="checkbox"/> My Name <input checked="" type="checkbox"/> Date of Birth <input checked="" type="checkbox"/> Father Name <input checked="" type="checkbox"/> Mother Name			

Review Page - Online Registration Form

press '**Submit-Registration Form**' button for final submission.

Personal Details

Candidate's Name:	NTA	Father's Name:	NTA FATHER
Mother's Name:	NTA MOTHER	Date of Birth:	05-03-2005
Gender :	Male	Identity Type:	Any Other Valid Govt Identity with photograph
Any Other Valid Govt Identity with photograph:	123654		

Contact Details

Premises No/Name:	nta	Sub-Locality(Optional):	okhla
Locality:	nsic	Country:	India
State /UT:	BIHAR	District:	AURANGABAD
Pin Code:	110020	Email Address:	
Mobile Number :		Alternate Contact No.(Optional):	--

Permanent Address

Premises No/Name:	nta	Sub-Locality(Optional):	okhla
Locality:	nsic	Country:	India
State /UT:	BIHAR	District:	AURANGABAD
Pin Code:	110020		

Account Details

Security Question:	Which is the website you rarely visit ?	Security Answer:	(Not shown due to security reasons)	Password:	(Not shown due to security reasons)
--------------------	---	------------------	-------------------------------------	-----------	-------------------------------------

System just sent an OTP via text message (SMS) to Given Mobile No.

Enter One Time Password(OTP) (Sent on Given Mobile No. -)

Note: Didn't get the OTP on Mobile ? Sometimes it can take few minutes. If You haven't received OTP, Click **Resend OTP** to resend One Time Password (OTP) to your given Mobile No.

Activities

- Registration Form
- Application Form
- Fee Payment

Verify Mobile No. & Email Id

- Mobile No - Verified
- Verify Email Id

Current Status

Registration Form	Completed
Application Form	Incomplete
Fee Payment	Incomplete

Your registration for UGC - NET June 2023 is complete. Your application form will remain incomplete till you fill all the fields of application form and pay the fee. Please note down the Application No. for future references.

Application Number : 230510000022
Kindly fill application form by clicking on the button below.

[Complete Application Form](#)

Application Form Steps

- Contact Details
- Personal Details
- Aadhaar Details
- Exam and Center Details
- Qualification Details
- Additional Details
- Document Upload
- Final Submit

Application Status

Contact Details	Completed
Personal Details	Incomplete
Aadhaar Details	Incomplete
Exam and Center Details	Incomplete
Qualification Details	Incomplete
Additional Details	Incomplete
Document Upload	Incomplete
Final Submit	Incomplete

Application Number : 230510000022

Click on button below to proceed further and complete your application form.

[Personal Details](#)

Application Form Steps

- Contact Details
- Personal Details
- Aadhaar Details
- Exam and Center Details
- Qualification Details
- Additional Details
- Document Upload
- Final Submit

Personal Details

Candidates Name:

Date of Birth:

Gender:

Father's Name:

Mother's Name:

Nationality:

Category:

If you are a PwD Candidate, do you have benchmark disability?

Are You Disabled?

Annual Income of the Parents/Guardian

Do you belong to Minority Community?

Subject Name in Post Graduate Exam

Security Pin

Enter security pin (case sensitive)

Security Pin:

[Save & Next](#)

Confirm !!

Are you sure you want to submit this section ?

[Yes](#)

[No](#)

Application Form Steps

- Contact Details
- Personal Details
- Aadhaar Details
- Exam and Center Details
- Qualification Details
- Additional Details
- Document Upload
- Final Submit

आधार विवरण (Aadhaar Details)

Do you have Aadhaar Number?
क्या आपके पास आधार नंबर है?

--Select--

Submit

Application Form Steps

- Contact Details
- Personal Details
- Aadhaar Details
- Exam and Center Details
- Qualification Details
- Additional Details
- Document Upload
- Final Submit

Apply For

Apply For --Select--

Subject Opted for NET --Select--

Question Paper Medium --Select--

1st Choice for Exam City --Select State/UT--

--Select Exam City--

2nd Choice for Exam City --Select State/UT--

--Select Exam City--

3rd Choice for Exam City --Select State/UT--

--Select Exam City--

4th Choice for Exam City --Select State/UT--

--Select Exam City--

Father/Guardian Occupation --Select--

Father/Guardian Qualification --Select--

Mother/Guardian Occupation --Select--

Mother/Guardian Qualification --Select--

Security Pin

Enter security pin (case sensitive)

Security Pin 64Q41S

Save & Next

Confirm !!

Are you sure you want to submit this section ?

Yes No

Application Form Steps

- Contact Details
- Personal Details
- Aadhaar Details
- Exam and Center Details
- Qualification Details
- Additional Details
- Document Upload
- Final Submit

Education Details

Post Graduate Qualification Details

Pass Status --Select--

Year of Passing/appearing --Select--

Course/Stream Name --Select--

Whether in Final Year / Final Year Result Awaited --Select--

Qualifying Examination State --Select--

Qualifying Examination From --Select--

Result Mode --Select--

Board/University Name --Select--

Security Pin

Enter security pin (case sensitive)

Security Pin MX4783

Save & Next

Confirm !!

Are you sure you want to submit this section ?

Yes No

- Application Form Steps
- Contact Details
 - Personal Details
 - Address Details
 - Exam and Center Details
 - Qualification Details
 - Additional Details
 - Document Upload
 - Final Submit

M.Phil Details

Whether admitted in M.Phil

Ph.D. Details

Whether admitted in Ph.D.

Research / Ex-Serviceman Details

Specialization, if Any

Whether you Possess Research Experience in the subject of PG Degree

Whether you are an Ex-Serviceman

Security Pin

Enter security pin (case sensitive)

Security Pin 1J9831

WHETHER YOU ARE AN EX-SERVICEMAN YES NO

Confirm !!

Are you sure you want to submit this section ?

- Application Form Steps
- Contact Details
 - Personal Details
 - Address Details
 - Exam and Center Details
 - Qualification Details
 - Additional Details
 - Document Upload
 - Final Submit

Document Upload

S.No.	Required Document	Document Specifications	Upload	Action	View
1	Photograph	Document Format: JPG Min Size (KB): 10 Max Size (KB): 200	<input type="button" value="Choose File"/> No file chosen		
2	Signature	Document Format: JPG Min Size (KB): 4 Max Size (KB): 30	<input type="button" value="Choose File"/> No file chosen		

Confirm !!

Do you wish to submit Document Form finally ?

Review Page !! Close X

Please review the following information before 'FINAL SUBMIT'
If you would like to change any information, please use the links provided on the 'Left menu bar'

Application Form Steps

- Contact Details
- Personal Details
- Aadhaar Details
- Exam and Center Details
- Qualification Details
- Additional Details
- Document Upload
- Final Submit

Review Page - Online Application Form

Review the following particulars carefully. If you would like to change any particulars entered, you may do so by using 'Left Links' button or press 'FINAL SUBMISSION OF APPLICATION' button for final submission.

Personal Details

Candidate's Name:	NTA
Date of Birth:	05-03-2005
Gender:	Male
Father's Name:	NTA FATHER
Mother's Name:	NTA MOTHER
Category:	General
If you are a PwD Candidate, do you have benchmark disability?:	No
Are You Diabetic?:	No
Annual Income of the Parents/Guardian:	RS. 100001 -200000
Do you belong to Minority Community?:	No
Nationality:	Indian
Subject Name in Post Graduate Exam:	Psychology
Aadhaar:	Not Available
Aadhaar Number:	--

Apply For

Apply For:	JRF & ASSISTANT PROFESSOR
Subject Opted for NET:	Psychology
Question Paper Medium:	English
1st Choice for Exam City:	CHAIBASA (JHARKHAND)
2nd Choice for Exam City:	ARWAL (BIHAR)
3rd Choice for Exam City:	DEOGHAR (JHARKHAND) (JHARKHAND)
4th Choice for Exam City:	BARAGARH (ODISHA)
Father/Guardian Occupation:	BUSINESS
Father/Guardian Qualification:	MATRICULATE
Mother/Guardian Occupation:	LAW PRACTICE
Mother/Guardian Qualification:	MATRICULATE

Post Graduate Qualification Details

Pass Status:	Passed	Year of Passing/appearing:	2022
Whether in Final Year / Final Year Result Awaited:	Not Applicable	Course/Stream Name:	Master of Tourism Management (MTM)
Qualifying Examination From:	India	Qualifying Examination State:	BIHAR
Board/University Name:	Bhupendra Narayan Mandal University, Laloo Nagar, Madhepura -852 113, Bihar. (State University)	Result Mode:	CGPA
CGPA Obtained:	8	Maximum Grade Point:	10
		CGPA:	8

M.Phil Details

Whether admitted in M.Phil	No
----------------------------	----

Research / Ex-Serviceman Details

Specialization, if Any	--
Whether you Possess Research Experience in the subject of PG Degree	NO
Whether you are an Ex-Serviceman	NO

Ph.D. Details

Whether admitted in Ph.D.	No
---------------------------	----

Contact Details

Premises No/Name	NTA
Sub-Locality	OKHLA
Locality	NSIC
Country	India
State /UT	BIHAR
District	AURANGABAD
Pin Code	110020
Email Address	
Mobile Number	
Alternate Contact No. (Optional)	NA

Permanent Address	
Premises No/Name	NTA
Sub-Locality	OKHLA
Locality	NSIC
Country	India
State /UT	BIHAR
District	AURANGABAD
Pin Code	110020

Upload Scanned Files		Display
Sr.No	Document	
1	Photograph	
2	Signature	

- Particulars checklist to be verified**
- Kindly verify all the particulars listed below carefully. Once submitted Application Form finally, changes can not be made.
- My Name
 - Date of Birth
 - Person with Disability (PwD)
 - Applied for
 - Father Name
 - Gender
 - Examination Cities
 - Subject Applied For
 - Mother Name
 - Category
 - Educational Details
 - Contact Details

Declaration

I hereby declare that I have filled up this Online Application Form after carefully reading the Information Bulletin and fully understanding the provisions/ procedures mentioned therein. I further declare that all the particulars given by me in this application form are true to the best of my knowledge and belief. I agree that if my Result is withheld / not declared/ my candidature shall automatically stand cancelled. In case it is found at any point of time in future that false information has been furnished in this application form my candidature shall automatically stand cancelled.

I also declare that I have submitted one Application Form. In case of more than one application Form is found, my candidature of another application shall automatically stand cancelled.

I shall abide by these terms and conditions as well as those laid down in the Information Bulletin, Public Notices and Advisories issued by NTA regarding this exam from time-to-time

I Agree

[Final Submission of Application](#)

Confirm !!

Are you sure you want to submit the application form ?

Yes

No

[Home](#) [Change Password](#) [Logout](#)

Name: NTA Application No: 23051000022

Activities

- Registration Form
- View Application Form
- Fee Payment

Verify Mobile No. & Email Id

- Mobile No - Verified
- Verify Email Id

Current Status

Registration Form	Completed
Application Form	Completed
Fee Payment	Incomplete

You have submitted application form for UGC - NET June 2023.
 Your application will be considered complete only after successful payment of application fee.
After payment of fee, you will not be able to edit the filled application details and documents uploaded.
You are required to pay the fee Rs. 1/-

Application Number : 23051000022

[Edit Application Form](#)
[Your Email Id yet to be verified. Click here to verify your Email Id first.](#)

Ministry of Education
Government of India

UGC - NET June 2023

राष्ट्रीय परीक्षा एजेंसी
National Testing Agency

[Home](#) [Change Password](#) [Logout](#)

Name: NTA Application No: 23051000022

System just sent a One Time Password (OTP) to your Registered Email Id

Registered Email Id:

Enter One Time Password (OTP):

[Verify](#)

Note: Didn't get the OTP on Email? Sometimes it can take up to 15 minutes. If it's been longer than that, Click [SEND CODE](#) to resend a One Time Password (OTP) to your registered Email Id.

[Click here to Go Home](#)

Home Change Password Logout

Name: NTA Application No: 230510000022

Activities

- Registration Form
- View Application Form
- Fee Payment

Verify Mobile No. & Email Id

- Mobile No. - Verified
- Email Id. - Verified

Current Status

Registration Form	Completed
Application Form	Completed
Fee Payment	Incomplete

You have submitted application form for UGC - NET June 2023.
Your application will be considered complete only after successful payment of application fee.
After payment of fee, you will not be able to edit the filled application details and documents uploaded.
You are required to pay the fee Rs. 1/-.
Application Number : 230510000022
[Edit Application Form](#) [Pay Examination Fee Rs. 1/-](#)

Home Change Password Logout

Name: NTA Application No: 230510000022

Mode of Payment

Activity : Examination Fee Payment

Select Mode of Payment

- Online Payment

[Proceed for payment](#)

Note: Examination Fee

UGC - NET

June 2023

This Payment Request will be expired within : 09:45 minute

User Details

Candidate Name	NTA CANDIDATE	Fee Amount	1/-
Application Number	230510000021	Customer Id	23051000002101902
Date of Birth	01-01-1998		

Examination Fee Collection

- Select Payment Provider :
- SBI MOPS (Debit Card/Credit Card/UPI/Net Banking of any bank)
 - Canara Bank Payment Gateway (Debit Card/Credit Card/UPI/Net Banking of any bank)
 - ICICI Bank Payment Gateway (Debit Card/Credit Card/UPI/Net Banking of any bank)
 - HDFC Bank Payment Gateway (Debit Card/Credit Card/UPI/Net Banking of any bank)

[Proceed for payment](#)

Click here to [Cancel](#) this Transaction.

Application No.	230510000022		-
DO NOT SEND THIS PAGE TO NATIONAL TESTING AGENCY (NTA).			
CANDIDATE IS REQUESTED TO RETAIN THE PRINTOUT OF CONFIRMATION PAGE FOR FUTURE REFERENCE.			

Personal Details

Aadhaar	Not Available	Aadhaar Number	--
Candidate's Name	NTA	Date of Birth	05-03-2005
Mother's Name	NTA MOTHER	Gender	Male
Father's Name	NTA FATHER	Nationality	Indian
Category	General		
If you are a PwD Candidate, do you have benchmark disability ?	No		
Annual Income of the Parents/Guardian	RS. 100001 -200000		
Do you belong to Minority Community ?	No		
Are You Diabetic?	No		
Subject Name In Post Graduate Exam:	Psychology		

Apply For

Apply For	<input type="text" value="JRF & ASSISTANT PROFESSOR"/>
Father/Guardian Occupation	BUSINESS
Father/Guardian Qualification	MATRICULATE
Mother/Guardian Occupation	LAW PRACTICE
Mother/Guardian Qualification	MATRICULATE
Subject Opted for NET	Psychology
Question Paper Medium	English
1st Choice for Exam City	JHARKHAND - CHAIBASA
2nd Choice for Exam City	BIHAR - ARWAL
3rd Choice for Exam City	JHARKHAND - DEOGHAR (JHARKHAND)
4th Choice for Exam City	ODISHA - BARAGARH

M.Phil Details

Whether admitted in M.Phil	No
----------------------------	----

Ph.D. Details

Whether admitted in Ph.D.	No
---------------------------	----

Research / Ex-Serviceman Details

Specialization, if Any	--
Whether you Possess Research Experience in the subject of PG Degree	NO
Whether you are an Ex-Serviceman	NO

Contact Details

Premises No/Name, Sub-Locality, Locality	NTA, OKHLA, NSIC
District, State /UT, Country, Pin Code	AURANGABAD, BIHAR, India, 110020
Email Address	
Mobile Number	
Alternate Contact No. (Optional)	NA



Permanent Address State

Permanent Address State	BIHAR
-------------------------	-------

DECLARATION


I hereby declare that all the particulars given by me in this form are true to the best of my knowledge and belief and any mistake / misinformation, detected at the time of admission or at any stage in future, will result in the cancellation of admission/candidature. I have read the information bulletin and understood all the procedures. In case I furnish any false information, my result will not be declared/ my candidature will automatically stand cancelled. I shall abide by terms and conditions therein.

Images Uploaded by Candidate

Photo	Signature
	

Fee Payment Details

Activity	Application No	Reference No	Transaction Date	Amount	Customer ID	Payment Mode
Application fee	230510000022	CPACSSVIR1	10/05/2023 10:44:35	1	23051000002201905	EPG

 **011-69227700**
011-40759000



NATIONAL TESTING AGENCY

Excellence in Assessment

**Address for Correspondence First Floor, NSIC-MDBP
Building, Okhla Industrial Estate, New Delhi - 110020**

**Help Line: For Technical support, contact following
during working days between 10.00 a.m. to 5.00 p.m.**

**www.nta.ac.in
ugcnet.nta.nic.in**